



Chhattisgarh Unified Industrial Portal

Government of Chhattisgarh

User Manual

For

Boiler Manufacturer Renewal

(Boiler Inspectorate)

Table of Contents

1. Overview of Boiler Services	1
2. How to Get Started.....	1
3. How to Login	1
4. Dashboard	2
4.1. Boiler Manufacturer Renewal.....	4
4.1.1. User enter the Firm Details	4
4.1.2. User enter the Boiler Specifications Details	4
4.1.3. User enter the Other Details	5
4.1.4. User enter the Technical Staff & Welder Details.....	6
4.1.5. User enter the Engineer/Technician Details.....	6
4.1.6. User enter the Equipment Details	7

1. Overview of Boiler Services

This software solution is designed to streamline the management of industrial and commercial boiler services. It aims to improve safety, efficiency, and compliance by digitizing workflows and automating key functions. The system will provide real-time monitoring, maintenance scheduling, and detailed reporting to ensure the continuous and optimal operation of boiler systems.

Purpose of the Boiler Manufacturer Renewal: This module simplifies the renewal process for registered boiler manufacturers. It allows firms to update credentials, resubmit documents, and maintain regulatory compliance efficiently.

2. How to Get Started

Enter the application URL (<https://oneclick.cgstate.gov.in>) in the browser and the page navigates to the Home page of the SWS application.

3. How to Login

The user to login with the credentials into the application in the home and login page as a **Figure 3.1 & 3.2**.




Figure 3.1: Homepage Screen



Department of Commerce & Industries
Government of Chhattisgarh

The Department of Commerce and Industries, Government of Chhattisgarh is a pivotal body responsible for the promotion and development of trade, commerce, and industrial growth within the state of Chhattisgarh, India.

Established with the aim of enhancing the economic landscape of the state, the department focuses on creating a conducive environment for businesses and industries to thrive, thereby contributing to the overall prosperity and employment generation for the people of Chhattisgarh.

Login

User Name

Captcha

[Forgot User Name?](#) [Register](#) [Back to Home](#)

For technical support please contact us at invest-support@cg.gov.in

Figure 3.2: Login Screen (A)

The Login page (as shown in **Fig. 3.3**) offers two login methods: **Login with Password** or **Login with OTP**. Choose your preferred option, then enter either your password or the OTP number to proceed.

Department of Commerce & Industries
Government of Chhattisgarh

The Department of Commerce and Industries, Government of Chhattisgarh is a pivotal body responsible for the promotion and development of trade, commerce, and industrial growth within the state of Chhattisgarh, India.

Established with the aim of enhancing the economic landscape of the state, the department focuses on creating a conducive environment for businesses and industries to thrive, thereby contributing to the overall prosperity and employment generation for the people of Chhattisgarh.

Login

OR

[Back to Login](#) [Forgot Password?](#)

For technical support please contact us at invest-support@cg.gov.in

Figure 3.3: Login Screen (B)

4. Dashboard

After a successful login, the page navigates to the Investor Dashboard (refer to **Fig. 4.1**), which includes step-by-step instructions for applying services.



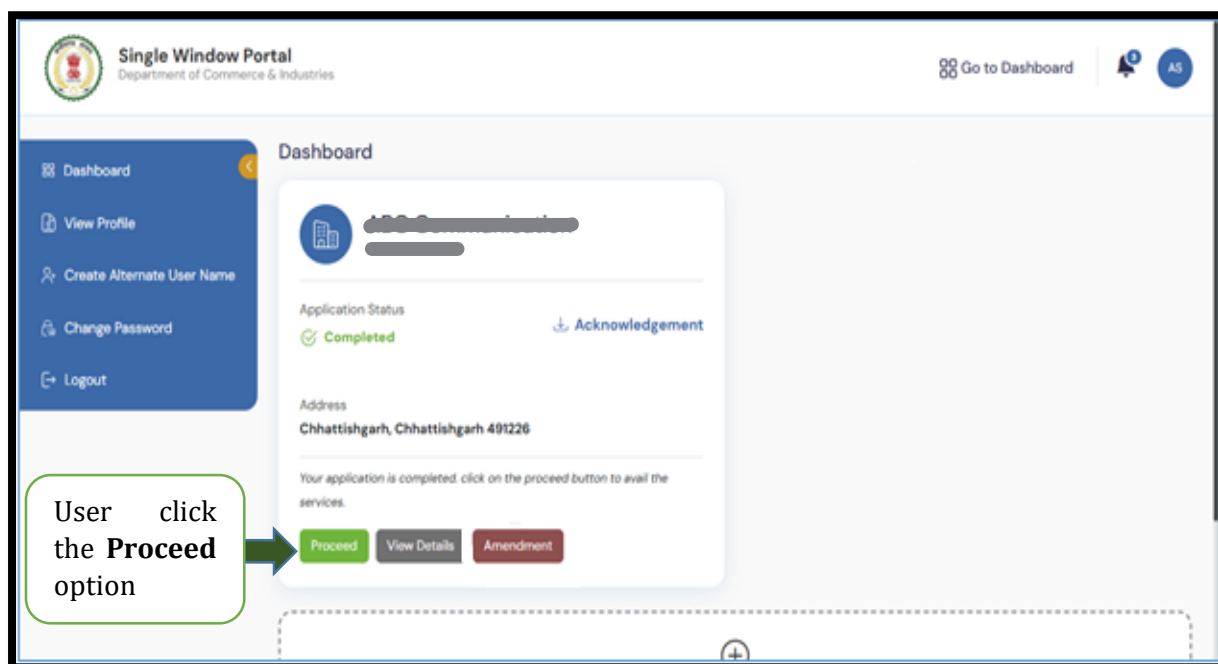


Figure 4.1: Dashboard Screen

On the services page, refer to **Figure 4.2**, which displays all Boiler Inspectorate. In the Application section, select the option to apply for Boiler Manufacturer Renewal.

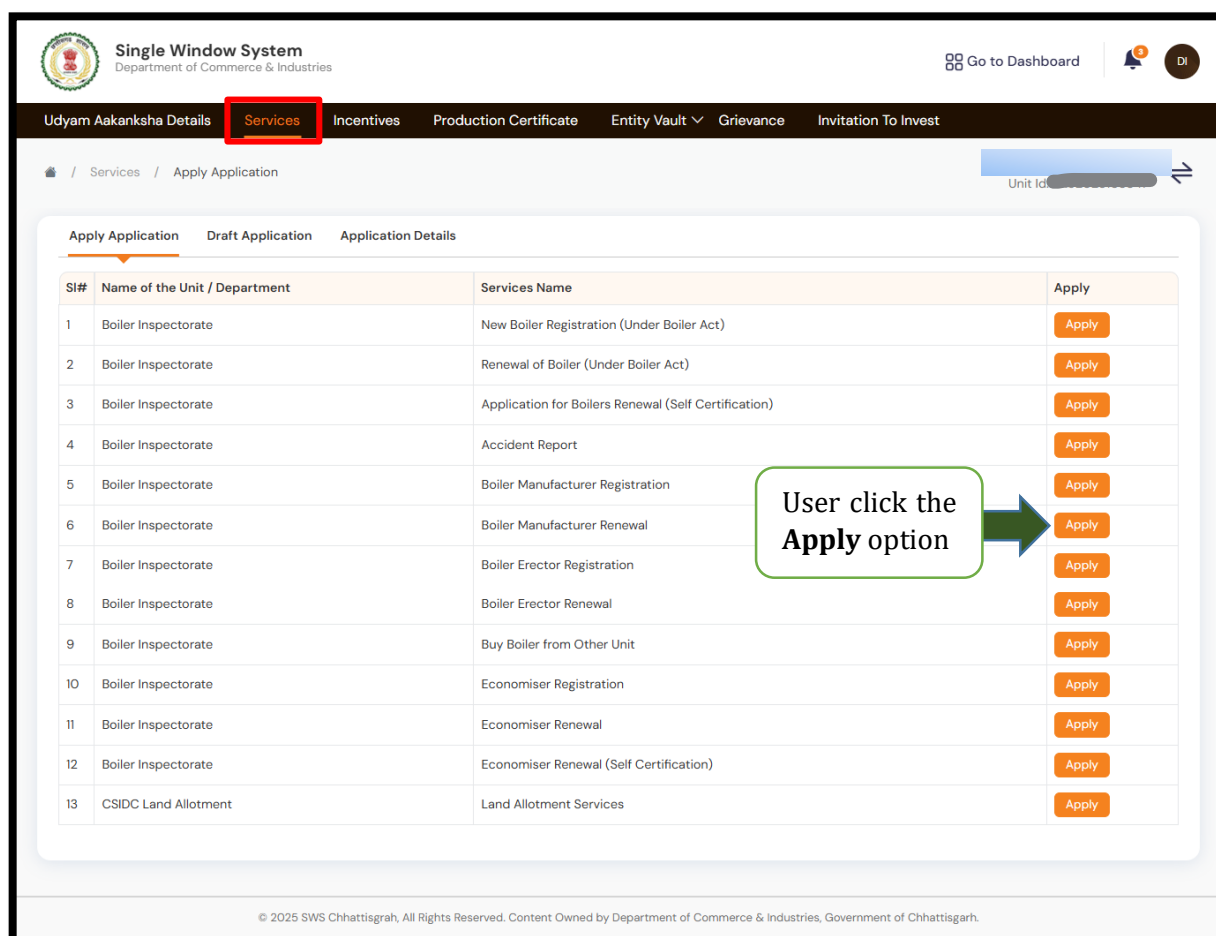


Figure 4.2: Services Screen



4.1. Boiler Manufacturer Renewal

After clicking the apply option, a Boiler Manufacturer Renewal Services screen appears in the application, as shown in **Figure 4.3**.

4.1.1. User enter the Firm Details

- **Name of Industry:** Enter the full name of the industry or company.
- **Address:** Provide the complete address of the industry.
- **Area (Hectare./Acre./Sq.mr):** Specify the total area of the industrial unit.
- **District:** Enter the district where the industry is located.
- **Block/Tehsil:** Enter the block or tehsil.
- **Village/Town:** Enter the village or town.
- **Pin code:** Enter the postal code.
- **Establishment Year:** Select the year the industry was established from the dropdown menu.
- **Classifications applied for:** Choose the appropriate classification from the dropdown list.

The screenshot displays the 'Single Window System' interface for 'Boiler Manufacturer Renewal'. The page title is 'Application for Boiler Manufacturer Renewal'. A green arrow points to the 'Firm Details' section. The form includes the following fields:

- Udyam Akanksha / Unit Number (text input)
- View Udyam Akanksha Certificate (button)
- Name of Industry (text input)
- Area Unit (radio buttons for Rural and Urban)
- Address Line 1 (text input)
- Address Line 2 (text input)
- District (dropdown menu)
- Block (dropdown menu)
- Tehsil (dropdown menu)
- Village / Town (dropdown menu)
- Pincode (text input)
- Establishment Year (dropdown menu)
- Classification applied for (dropdown menu)

A red note at the top right states: '(*) Indicated fields are mandatory'.

Figure 4.3: Boiler Manufacturer Renewal – Firm Details

4.1.2. User enter the Boiler Specifications Details

- **Boiler Number:** Enter the specific number of the boiler.
- **Max Pressure:** Enter the maximum pressure the boiler can withstand.
- **Temperature:** Enter the operational temperature of the boiler.
- **Material Involve:** Select the materials used in the boiler's construction.
- **Other Details:** Provide any additional relevant information.



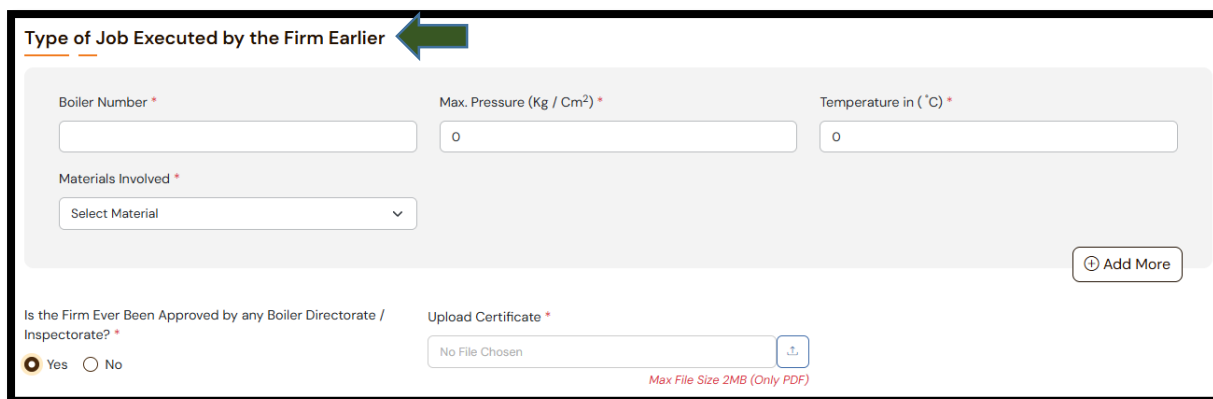


Figure 4.4: Boiler Manufacturer Renewal – Firm Details

4.1.3. User enter the Other Details

1. Number of Working Sites

- In the text box provided, enter the number of working sites your firm can handle simultaneously.
- **Example:** If your firm can manage 5 sites at the same time, enter "5".

2. Conformity and Standards

- Select the radio button that corresponds to your answer.
- Select '**Yes**' if your firm is ready to comply with all regulations and maintain high-quality work.
- Select '**No**' if your firm is not able to do so.

3. Responsibility and Clarification

- Select the appropriate radio button.
- Select '**Yes**' if your firm is willing to take full responsibility for its work and resolve any disputes.
- Select '**No**' if your firm is not.

4. Material Supply and Certificates

- Choose the radio button that reflects your firm's capability.
- Select '**Yes**' if your firm can provide materials that meet the specified requirements and include the necessary test certificates.
- Select '**No**' if your firm cannot.

5. Upload Form 19:

- Download Form 19 in the field
- Click the "Choose File" or "Upload Document" button.



Other Details

Number of Working Sites Handled by Firm Simultaneously *

0

Is the Firm Ready to Execute the Job Strictly in Conformity with the Regulation and Maintain a High Standard of Work? *

☐ Yes ☐ No

Is the Firm Prepared to Accept Full Responsibility for the Work Done and Is Prepared to Clarify any Controversial Issue, If Required? *

☐ Yes ☐ No

Is the Firm in a Position to Supply Material to the Required Specification with Proper Test Certificates? *

☐ Yes ☐ No

Download Form 19 (Format) [Download Document](#)

Upload Form19 *

No File Chosen

Max File Size 2MB (Only PDF)

Figure 4.5: Boiler Manufacturer Renewal – Other Details

4.1.4. User enter the Technical Staff & Welder Details

- User upload the details of the technical staff, along with their degree and experience certificates.
- Enter the welder's full name." "Enter the welder's total years of experience in the field.
- Click the "Choose File" or "Upload Document" button in welder certificate.
- Enter the unique endorsement number found on the welder's certificate.
- Enter the date when the welder's certificate was endorsed or issued.

Technical Staff Details

Name * Degree * Experience Certificate *

No File Chosen No File Chosen No File Chosen

Max File Size 2MB (Only PDF) Max File Size 2MB (Only PDF) Max File Size 2MB (Only PDF)

Add More

Welder Details

Name * Experience * Welder Certificate *

0 No File Chosen

Max File Size 2MB (Only PDF)

Enter Endorse Number * Endorse Date *

dd-mm-yyyy

Add More

Figure 4.6: Boiler Manufacturer Renewal – Technical & Welder Details

4.1.5. User enter the Engineer/Technician Details

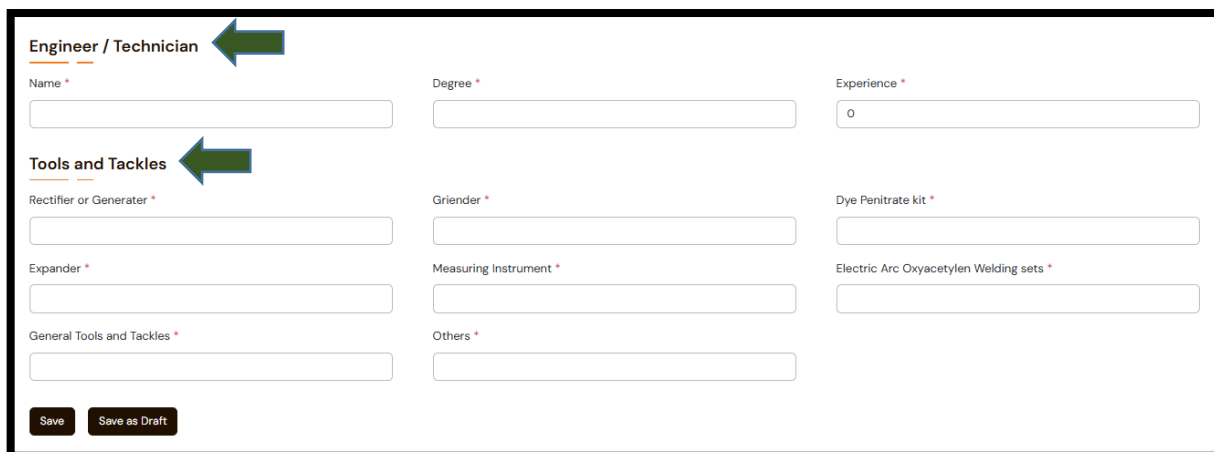
- **Name:** Enter the full name of the Engineer/Technician in the provided text field.
- **Degree:** Enter the highest academic degree obtained by the Engineer/Technician.



- **Experience:** Enter the total years of relevant professional experience for the Engineer/Technician.

4.1.6. User enter the Equipment Details

- **Rectifier or Generator:** Enter details for the rectifier or generator.
- **Grinder:** Enter details for grinders available.
- **Dye Penetrant Kit:** Enter details for the dye penetrant kit.
- **Expander:** Enter details for expanders.
- **Measuring Instrument:** Enter details for measuring instruments.
- **Electric Arc Oxyacetylene Welding Sets:** Enter details for welding sets.
- **General Tools and Tackles:** Enter a comprehensive list of general tools.
- **Others:** Use this field to list any additional specialized tools or equipment not covered above.
- **Save:** Click the Save button to submit your completed application.
- **Save As Draft:** Use the Save As Draft button to save your progress and return to the form later.



The screenshot shows a web form with two main sections. The first section, 'Engineer / Technician', has three input fields: 'Name *', 'Degree *', and 'Experience *'. The second section, 'Tools and Tackles', has seven input fields: 'Rectifier or Generator *', 'Grinder *', 'Dye Penetrant kit *', 'Expander *', 'Measuring Instrument *', 'Electric Arc Oxyacetylene Welding sets *', and 'General Tools and Tackles *'. At the bottom left of the form are two buttons: 'Save' and 'Save as Draft'.

Figure 4.7: Boiler Manufacturer Renewal – Engineer & Equipment Details

After clicking the **Save** option, a successful pop-up will appear on the screen as a **Figure 4.8**.

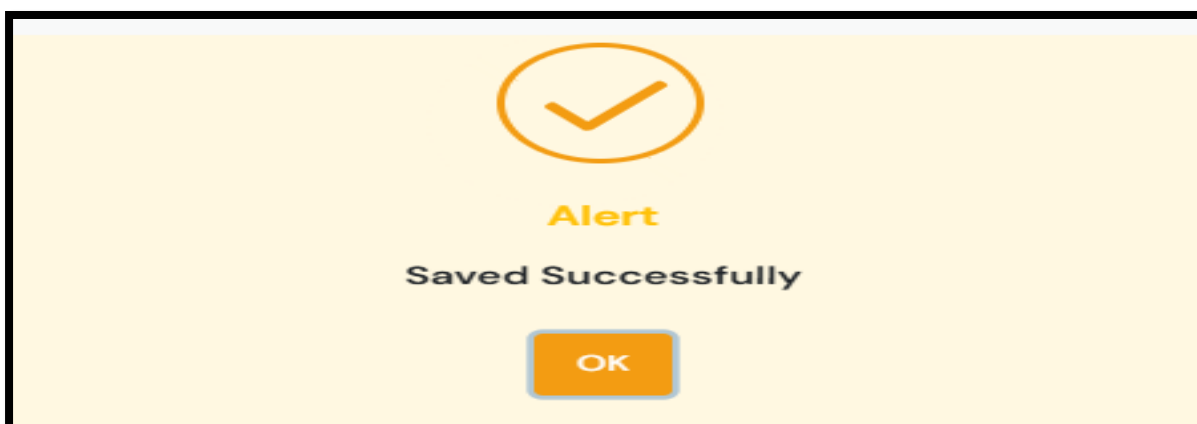


Figure 4.8: Successful Pop-up

After successfully saving the Boiler Manufacturer Renewal, details are displayed in the Application for dashboard section, as shown in **Figure 4.9**.

- Click on **Submit** button to submit the details.
- To cancel the submission, click on the **Cancel** button.
- To update any changes, click on the **Edit** button.

Single Window System
Department of Commerce & Industries

Services / Industries Unit Id: [REDACTED]

Application for Boiler Manufacturer Renewal

Udyam Akanksha / Unit Number [REDACTED] [View Udyam Akanksha Certificate](#)

Firm Details

Name of Industry [REDACTED] Area ☐ Rural ☒ Urban Address Line 1 [REDACTED]

Address Line 2 **Phase 3, Urkura** District **Raipur** Block **Arang**

Tehsil **Raipur** Village / Town **Ranisagar** Pincode **492001**

Establishment Year **2010** Classification applied for **Class I**

Type of Job Executed by the Firm Earlier

Is the Firm Ever Been Approved by any Boiler Directorate / Inspectorate? * ☒ Yes ☐ No [Download Certificate](#)

Other Details

Number of Working Sites Handled by Firm Simultaneously * **5**

Is the Firm Ready to Execute the Job Strictly in Conformity with the Regulation and Maintain a High Standard of Work? ☒ Yes ☐ No

Is the Firm Prepared to Accept Full Responsibility for the Work Done and Is Prepared to Clarify Any Controversial Issue, If Required? ☒ Yes ☐ No

Is the Firm in a Position to Supply Material to the Required Specification with Proper Test Certificates? ☒ Yes ☐ No

Form 19 Download [Download Document](#)

Technical Staff Details

Sl#	Name	Degree	Experience Certificate

Welder Details

Sl#	Name	Validity Upto	Upload Certificate	Enter Endorse Number	Endorse Date

Engineer / Technician

Name [REDACTED] Degree **Mechanical Engineering** Experience **8**

Tools and Tackles

Rectifier or Generator **Available** Grindler **Available** Dye Penetrate Kit **Available**

Expander **Available** Measuring Instrument **Available** Electric Arc Oxyacetylene Welding Sets **Available**

General Tools and Tackles **Available** Others **Drilling Machine**

[Submit](#) [Edit](#) [Cancel](#)

© 2025 SWS Chhattisgarh, All Rights Reserved. Content Owned by Department of Commerce & Industries, Government of Chhattisgarh.

Figure 4.9: Boiler Manufacturer Renewal

For the application submitted, the user needs to make payment for the fee charged as per the industry type as Micro, Small, Medium or Large. User has the option to pay fee now or pay later.



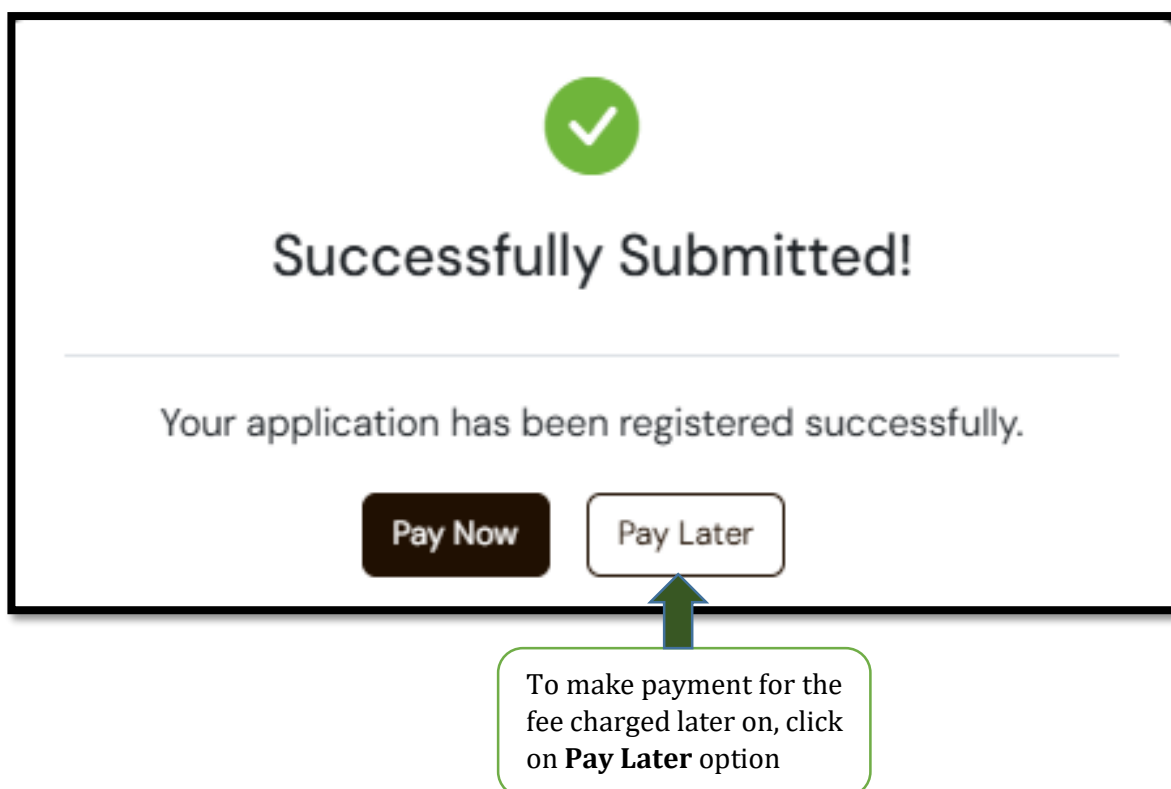


Figure 4.10: Confirmation Message