



Chhattisgarh Unified Industrial Portal

Government of Chhattisgarh

User Manual

For

Registration under Factories Act

(Labour Department)

Table of Contents

1. Overview	1
2. How to Get Started	1
3. How to Login	1
4. Dashboard	2
4.1. Registration under Factories Act.....	4
4.1.1. Online Fee Payment via e-Challan	8
4.1.2. Selecting Payment Details and Bank	9
4.1.3. Completing Your Payment.....	10
4.1.4. Download of the Certificates	11
4.1.5. Format of Approval Certificate	11

1. Overview

The Single Window Portal is envisioned as a unified digital platform that facilitates investors, entrepreneurs, and businesses in accessing various industrial services and approvals through a simplified, transparent, and time-bound process.

Purpose: This document serves as a step-by-step guideline for industrial users and departmental officers navigating the Registration under Factories Act process within the Department of Commerce and Industries, Chhattisgarh, through the Single Window Portal.

2. How to Get Started

Enter the application URL (<https://oneclick.cgstate.gov.in>) in the browser and the page navigates to the Home page of the SWS application.

3. How to Login

The user to login with the credentials into the application in the home and login page as a **Figure 3.1 & 3.2**.




Figure 3.1: Homepage Screen



Department of Commerce & Industries
Government of Chhattisgarh

The Department of Commerce and Industries, Government of Chhattisgarh is a pivotal body responsible for the promotion and development of trade, commerce, and industrial growth within the state of Chhattisgarh, India.

Established with the aim of enhancing the economic landscape of the state, the department focuses on creating a conducive environment for businesses and industries to thrive, thereby contributing to the overall prosperity and employment generation for the people of Chhattisgarh.

Login

User Name

Captcha

[Forgot User Name?](#) [Register](#) [Back to Home](#)

For technical support please contact us at invest-support@cg.gov.in

Figure 3.2: Login Screen (A)

The Login page (as shown in **Fig. 3.3**) offers two login methods: **Login with Password** or **Login with OTP**. Choose your preferred option, then enter either your password or the OTP number to proceed.

Department of Commerce & Industries
Government of Chhattisgarh

The Department of Commerce and Industries, Government of Chhattisgarh is a pivotal body responsible for the promotion and development of trade, commerce, and industrial growth within the state of Chhattisgarh, India.

Established with the aim of enhancing the economic landscape of the state, the department focuses on creating a conducive environment for businesses and industries to thrive, thereby contributing to the overall prosperity and employment generation for the people of Chhattisgarh.

Login

OR

[Back to Login](#) [Forgot Password?](#)

For technical support please contact us at invest-support@cg.gov.in

Figure 3.3: Login Screen (B)

4. Dashboard

After a successful login, the page navigates to the Investor Dashboard (refer to **Fig. 4.1**), which includes step-by-step instructions for applying services.



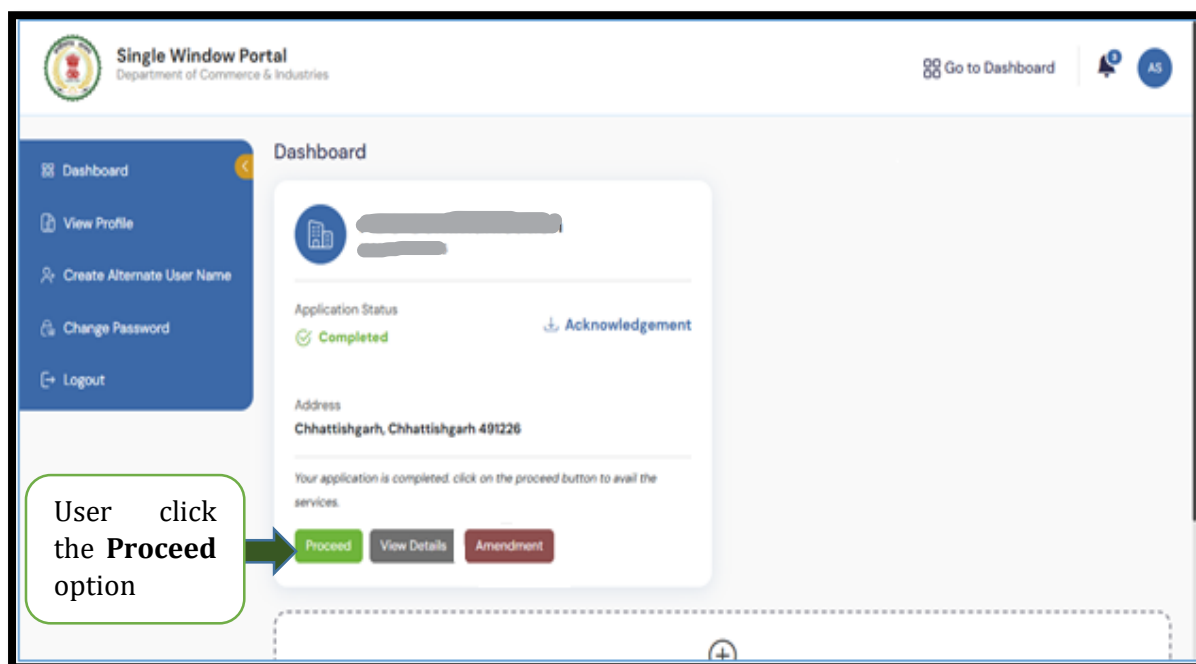


Figure 4.1: Dashboard Screen

In the services page, refer to **Fig. 4.2** and the Department or Services options in the Services section.

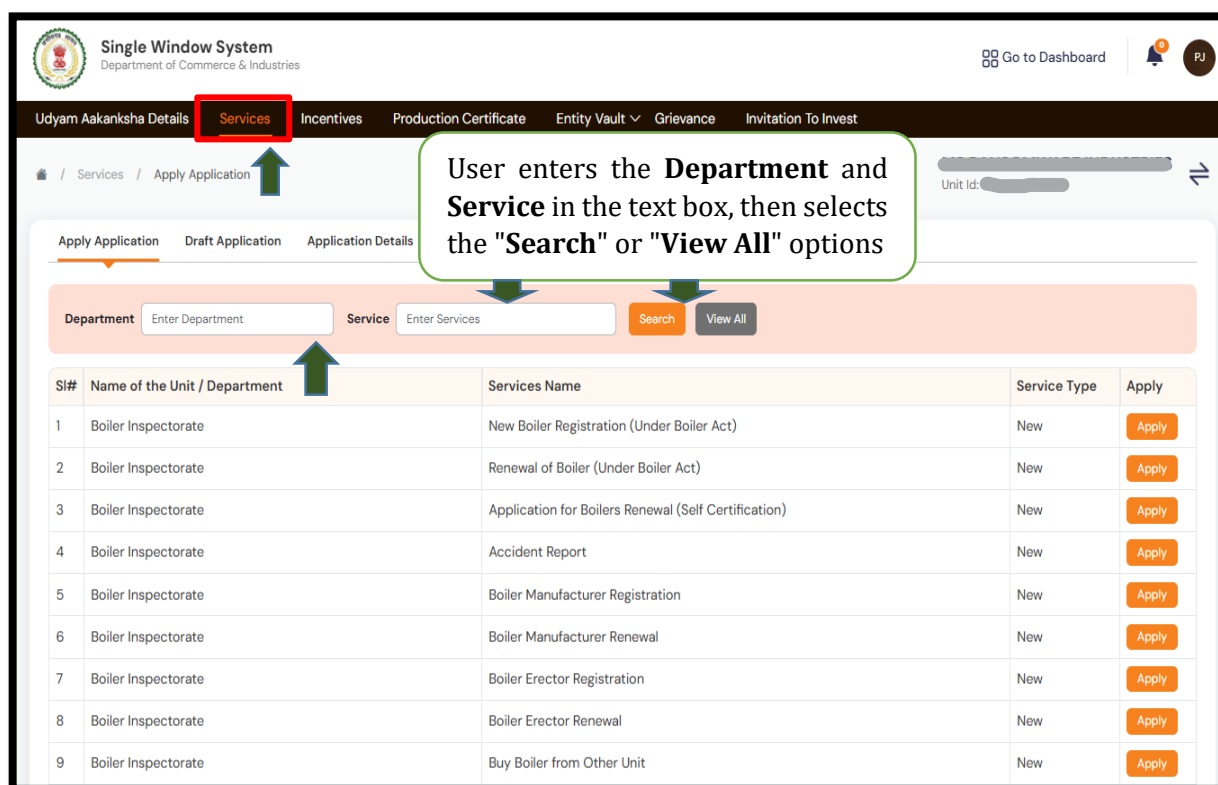


Figure 4.2: Services Screen

After clicking the search or view all options, all Labour services are displayed, as shown in **Figure 4.3**.



Single Window System
Department of Commerce & Industries

Go to Dashboard

Udyam Aakanksha Details **Services** Incentives Production Certificate Entity Vault Grievance Invitation To Invest

/ Services / Apply Application

Unit Id:

Apply Application Draft Application Application Details

Department labour Service Enter Services Search View All

Sl#	Name of the Unit / Department	Services Name	Service Type	Apply
1	Labour	Factory building plan approval' (under the Factories Act, 1948)	New	Apply
2	Labour	Permission for engaging contractor for labour	New	Apply
3	Labour	Registration Certificate of Establishment Inter State Migrant Workmen	New	Apply
4	Labour	Registration of principal employers establishment		Apply
5	Labour	Registration under Factories Act		Apply
6	Labour	Renewal under Factories Act		Apply
7	Labour	Registration under The Building and Other Construction Workers Act, 1996	New	Apply
8	Labour	The building and other construction worker welfare cess act, 1996	New	Apply

Previous 1 Next


User click the Apply option

Figure 4.3: Labour Services Screen


4.1. Registration under Factories Act

After clicking the "Apply" option, the screen will redirect to the **Chhattisgarh State Labour Department** website. Complete Form 4 for factory registration by entering accurate information. Once all details are filled in, click the "Save & Proceed" button at the bottom of the page as shown in **Figure 4.4**.




छत्तीसगढ़ शासन श्रम विभाग

Welcome:- Date:- 02/06/2016



License for the Year
 Year: 2016

1) FACTORY DETAILS

a) Full Name of Factory : Test Enterprise

2) FACTORY ADDRESS

(a) Full Postal Address and Situation of Factory. : ddddd

Plot No : District : RAIPUR Pin Code : 492001

(☐ Same As Full Postal Address)

(b) Full Postal Address to which communication relating to factory should be sent, :

Pin Code : 492001

3) NATURE OF MANUFACTURING PROCESS

AAC BLOCKS (FLY ASH BRICKS)(A)
 AAC BLOCKS (FLY ASH BRICKS)(A)

4) Name, quantities and values of finished products manufactured during the last 12 months (in the case of factories already in existence) *

	Manufactured Process Name	Quantity	Value
1)		--- Select---	
2)		--- Select---	
3)		--- Select---	

5) Workers Strength		
a) Maximum number of workers proposed to be employed on any day during the year. * <input style="width: 100%;" type="text" value="20"/>	b) Maximum number of workers employed on any one day during the last twelve months (in the case of factories already in existence) <input style="width: 100%;" type="text"/>	c) Number of workers to be ordinarily employed in the factory <input style="width: 100%;" type="text"/>

6) Nature and total amount of Power	
i) Installed* <input style="width: 50%;" type="text"/> ---Select---	ii) Proposed to be installed in the year* <input style="width: 50%;" type="text"/> ---Select---

(7) Manager of the factory for the purposes of the Act.*	
Full Name : <input style="width: 90%;" type="text"/>	Residential Address : <input style="width: 90%;" type="text"/>
House No : <input style="width: 50%;" type="text"/>	Pin Code : <input style="width: 50%;" type="text"/>
Mobile No. : <input style="width: 50%;" type="text"/>	Email ID : <input style="width: 50%;" type="text"/>

8) Full Name and Residential Address of the Occupier, i.e. Address of the Occupier, i.e.	
OCCUPIER DETAILS *	
Occupiers Name : <input style="width: 90%;" type="text" value="Mr. Arun Kumar"/>	Residential Address : <input style="width: 90%;" type="text" value="ddddd"/>
House No : <input style="width: 50%;" type="text" value="dd"/>	Pin Code : <input style="width: 50%;" type="text" value="492001"/>
Mobile Number : <input style="width: 50%;" type="text" value="9876543210"/>	Email ID : <input style="width: 50%;" type="text" value="arun.kumar@nic.in"/>
Is Minor : <input type="radio"/> Yes <input checked="" type="radio"/> No	
A) PARTNER / PROPRIETOR OF THE FACTORY IN CASE OF A PRIVATE FIRM OR PROPRIETARY CONCERN.	
&nb	
Full Name : <input style="width: 90%;" type="text"/>	Residential Address : <input style="width: 90%;" type="text" value="Raipur (M Corp. + DG) - 802034"/>
House No : <input style="width: 50%;" type="text"/>	Pin Code : <input style="width: 50%;" type="text"/>
Mobile Number : <input style="width: 50%;" type="text"/>	Email ID : <input style="width: 50%;" type="text"/>
Is Minor : <input type="radio"/> Yes <input checked="" type="radio"/> No	
<input type="button" value="AddMore"/>	



B) DIRECTORS, IN CASE OF A COMPANY OR FIRM. IN CASE OF A COMPANY OR FIRM.

Full Name : Raipur - 410 Is Minor : ☐ Yes ☒ No

C) THE PERSON'S APPOINTED TO MANAGE THE AFFAIRS OF THE FACTORY BY THE CENTRAL GOVERNMENT OR THE LOCAL AUTHORITY IN CASE OF A FACTORY OWNED BY GOVERNMENT OR THE LOCAL AUTHORITY IN CASE OF A FACTORY OWNED BY GOVT. OR LOCAL AUTHORITY. OF A FACTORY OWNED BY GOVT. OR LOCAL AUTHORITY.

Full Name : Mobile No. : 1
 EmailID : @nic.in Is Minor : ☐ Yes ☒ No

9) Full Name of the owner of the premises or building (including the precincts there of) referred to in Sec. 83.inals there of) referred to in Sec. 83.inals there of) referred to in Sec. 83.

Full Name : Address :
 Mobile No. : EmailID :

10), (11), (12)

10) Reference number (a) and date of Approval/allotment of whether for old or new building & construction or extension of factory by the state govt.
 11) Reference Number and Date of Approval of the arrangements if any, made for the disposal of trade waste and effluent and Name of Authority granting such approval
 (12) a) Reference Numbers's and date of approval of place & rule 3 of C.G. factories rules 1962 and which consist of b) Description of the factory premises approved as above by chief inspector of factories C.G.

Reference Number	:	36
Date of Approval	:	

Reference Number	:	36
Date of Approval	:	
Name	:	

Reference Number	:	36
Date of Approval	:	

Description	:	
-------------	---	--



10), (11), (12)																										
<p>10) Reference number (a) and date of Approval/allotment of whether for old or new building & of construction or extension of factory by the state govt.</p> <table border="1" style="width: 100%; border-collapse: collapse;"> <tr> <td style="width: 30%;">Reference Number</td> <td style="width: 10%;">:</td> <td style="width: 60%;"><input type="text" value="36"/></td> </tr> <tr> <td>Date of Approval</td> <td>:</td> <td><input type="text"/></td> </tr> </table>	Reference Number	:	<input type="text" value="36"/>	Date of Approval	:	<input type="text"/>	<p>11) Reference Number and Date of Approval of the arrangements if any, made for the disposal of trade waste and effluent and Name of Authority granting such approval</p> <table border="1" style="width: 100%; border-collapse: collapse;"> <tr> <td style="width: 30%;">Reference Number</td> <td style="width: 10%;">:</td> <td style="width: 60%;"><input type="text" value="36"/></td> </tr> <tr> <td>Date of Approval</td> <td>:</td> <td><input type="text"/></td> </tr> <tr> <td>Name</td> <td>:</td> <td><input type="text"/></td> </tr> </table>	Reference Number	:	<input type="text" value="36"/>	Date of Approval	:	<input type="text"/>	Name	:	<input type="text"/>	<p>(12) a) Reference Numbers's and date of approval of place & rule 3 of C.G. factories rules 1962 by chief inspector of factories C.G.</p> <p>b) Description of the factory premises approved as above and which consist of</p> <table border="1" style="width: 100%; border-collapse: collapse;"> <tr> <td style="width: 30%;">Reference Number</td> <td style="width: 10%;">:</td> <td style="width: 60%;"><input type="text" value="36"/></td> </tr> <tr> <td>Date of Approval</td> <td>:</td> <td><input type="text"/></td> </tr> <tr> <td colspan="3" style="height: 100px; vertical-align: top;">Description : <div style="border: 1px solid black; width: 100%; height: 100%;"></div></td> </tr> </table>	Reference Number	:	<input type="text" value="36"/>	Date of Approval	:	<input type="text"/>	Description : <div style="border: 1px solid black; width: 100%; height: 100%;"></div>		
Reference Number	:	<input type="text" value="36"/>																								
Date of Approval	:	<input type="text"/>																								
Reference Number	:	<input type="text" value="36"/>																								
Date of Approval	:	<input type="text"/>																								
Name	:	<input type="text"/>																								
Reference Number	:	<input type="text" value="36"/>																								
Date of Approval	:	<input type="text"/>																								
Description : <div style="border: 1px solid black; width: 100%; height: 100%;"></div>																										
13)																										
<p>a) Amount of fee paid * : <input type="text"/></p> <p>E-Challan 2)Challan Number * : <input type="text"/> Help for e-challan</p>																										
Correspondent Address																										
<p>Full Name : <input type="text"/></p> <p>Mobile No. : <input type="text"/> EmailID : <input type="text" value="r@nic.in"/></p> <p>Address : <input type="text"/></p>																										
Remark																										
<p>Remark : <input style="width: 100%;" type="text"/></p>																										
MANAGE																										
<input type="button" value="SAVE"/> <input type="button" value="RESET"/>																										
NOTES																										
<p>1) If power is not used at the time of filling this form, but is introduced later, the fact should be communicated to the Chief Inspector of factories immediately.</p> <p>2) If any of the persons named against item is minor, the fact should be clearly stated.</p>																										

Figure 4.4: Application for Registration under Factories Act Screen

4.1.1. Online Fee Payment via e-Challan

To pay the applicable fees online, follow these steps:

- Click on the "**e-Challan**" link.
- Upon clicking, a new page will appear, as shown below:



Figure 4.5: e-Challan Screen

4.1.2. Selecting Payment Details and Bank

To proceed with your payment:

- **Provide** the required details and **select** the **applicable Heads of Account**.
- From the drop-down list, **choose** your **bank**.
- Click the **"Submit"** button.



cg.nic.in/eChallan/entryform.jsp

Home

REG NO./ID NO. 452211

DISTRICT 10-Durg

OFFICE ADDRESS 1016001-DIVISIONAL EMPLOYMENT OFFICER DURG

NAME OF PAYER*

FLAT/BLOCK NO./HOUSE NO. 55

NAME OF PREMISES/BUILDING/VILLAGE null

ROAD/STREET/LANE null

CITY/DISTRICT: null

STATE/UT: null

PINCODE: null

ASSESSMENT YEAR 2016-2017

HEAD OF ACCOUNT* 0230_00_103_0000_-

DESCRIPTION

PURPOSE

PERIOD (FROM) July 2016

PERIOD (TO) June 2017

BANK GATEWAY * Select ----- Bank

PHONE No./MOBILE:

E MAIL:

If you are facing any problem

Back Clear

Please mail us to eChallan.cg@nic.in for necessary ratification. Thanks for your corporation.

All fields marked with * are mandatory.

Figure 4.6: Payment & Bank Screen

4.1.3. Completing Your Payment

- After confirming your details, the page will redirect you to your **bank's online banking portal**.
- Complete your payment using **internet banking**. Once the payment is successful, you will receive a **treasury reference number**.
- Enter the **treasury reference number** in the field provided and your application will be submitted to the department.



Bank of India

Chhattisgarh Tax Payment Portal

User Name

Password

LOGIN

3 b m u o k p 1 9 5 - = Del

v s n 8 l r o g i 7 [] \

Shift f e y h z j x 6 2 ; ' "

c q t a 4 d w , . /

New User Registration Trouble Logging In

Disclaimer | Terms and Conditions | View Demo | Privacy Policy

Site best viewed in Microsoft Internet Explorer 6.0+ and with a resolution of 1024x768

Figure 4.7: Payment Screen

4.1.4. Download of the Certificates

The application has been submitted successfully and the certificate can be downloaded from the Services section under Application Details in SWS portal, as shown in Figure 4.8.

Single Window System
Department of Commerce & Industries

Go to Dashboard

Udyam Aakanksha Details Services Incentives Production Certificate Entity Vault Grievance Invitation To Invest

/ Services / Application Details

Unit Id: [redacted]

Apply Application Draft Application Application Details

Sl#	Application No.	Department Name	Boiler Name	Unit Name	Submitted on	Application Status	Pending With	Download Certificate
								Provisional Final

Figure 4.8: Application Details Screen

4.1.5. Format of Approval Certificate

Figure 4.9 displays a sample format for the Approval Certificate. Refer to this figure for details.





GOVERNMENT OF CHHATTISGARH		Serial No. : 53
Despatch No. : RPR8-53		
Despatch : 1192		
Date : 20/08/2015		
LICENCE TO WORK A FACTORY		
(Form No.3 prescribed under Rule 5 of C.G. Factories Rules 1962)		
LicenceNo.	: [REDACTED]	
<small>(Mention This Number invariably in all correspondence with this office)</small>		
Last Year Excess Fees	: 0	
Fees Paid Rs.	: 33800	
Challan No.	: 1/071073610	
Date	: 22-11-2014	
Treasury	: SBI TILDA NEWRA	
Licence is hereby granted to SHRI OM PRAKASH AGRAWAL		
occupier of AGRAWAL OIL EXTRACTION LIMITED		
located at KHARORA ROAD, VILL.-TULSI, POST-NEORA, District RAIPUR		
(Subject to the provisions of the Factories Act, 1948 and the rules made there under and the conditions annexed here with)		
Valid only for the premises at the above location (as per the plans approved under the Factories Act and Rules) for use as a factory employing not more than 100 (in words <i>One Hundred Only</i>) workers on any one day during the year and having installed motive power not exceeding 2000 Horse Power (in words <i>Two Thousand Only</i>) where the manufacturing process of SOLVENT PLANT will be carried by him.		
This licence shall remain in force till the 31st day of December, 2015		
Excess Fees: 0	 DY. CHIEF INSPECTOR OF FACTORIES Govt. of Chhattisgarh, Raipur	
Place : Raipur		
Date : 20/08/15		
(This licence shall be framed and exhibited in the factory and shall be made available to the factory Inspector on demand)		
(1) Application for renewal of licence; in the prescribed form (form No. 4 as in incorporated in the C.G. Factories Rules, 1962) accompanied with the Original challan for adequate fees, shall be made on or before the first day of December of the preceding year. For late submission of the application 25% of the scheduled licence fee shall be paid in addition.		
Note: For calculating the maximum number of workers to be employed on any day during the year the total number of workers (in all shifts) employed on that day and the workers employed through all agencies also included in this total shall be taken.		
(2) All fees shall be deposited under the following head of account. "0230-Labour and Employment", 104 Receipts is under the Factories Act, 1948" Care shall be taken to reproduce this head correctly on all challan forms and that the seal of the Treasury or the Bank is legibly affixed.		

Figure 4.9: Certificate of Registration