



Chhattisgarh Unified Industrial Portal

Government of Chhattisgarh

User Manual

For

***Technical Patent Subsidy
(Post- Production Incentives)***

Table of Contents

1. Overview	1
2. How to Get Started.....	1
3. How to Login	1
4. Dashboard	2
5. Technical Patent Subsidy	4
5.1. Technical Patent Application Form	4
5.2. Technical Patent View Application	11
5.3. Technical Patent Draft Application.....	12

1. Overview

The Single Window System is a centralized digital platform designed to streamline and simplify the process of obtaining approvals, clearances, and services required by businesses and industries. It enables faster decision-making, improves transparency, and reduces delays by allowing applicants to submit and track applications through a single interface.

Purpose: This document serves as a step-by-step guideline for industrial users and departmental officers navigating the Technical Patent Subsidy process within the Department of Commerce and Industries, Chhattisgarh, through the Single Window Portal.

2. How to Get Started

Enter the application URL (<https://oneclick.cgstate.gov.in>) in the browser and the page navigates to the Home page of the SWS application.

3. How to Login

The user to login with the credentials into the application in the home and login page as a **Figure 3.1 & 3.2**.



Figure 3.1: Homepage Screen



Department of Commerce & Industries
Government of Chhattisgarh

The Department of Commerce and Industries, Government of Chhattisgarh is a pivotal body responsible for the promotion and development of trade, commerce, and industrial growth within the state of Chhattisgarh, India.

Established with the aim of enhancing the economic landscape of the state, the department focuses on creating a conducive environment for businesses and industries to thrive, thereby contributing to the overall prosperity and employment generation for the people of Chhattisgarh.

Login

User Name

Captcha uh9Ur1 ↻

Next

[Forgot User Name?](#) [Register](#) [Back to Home](#)

For technical support please contact us at invest-support@cg.gov.in

Figure 3.2: Login Screen (A)

The Login page (as shown in **Fig. 3.3**) offers two login methods: **Login with Password** or **Login with OTP**. Choose your preferred option, then enter either your password or the OTP number to proceed.

Department of Commerce & Industries
Government of Chhattisgarh

The Department of Commerce and Industries, Government of Chhattisgarh is a pivotal body responsible for the promotion and development of trade, commerce, and industrial growth within the state of Chhattisgarh, India.

Established with the aim of enhancing the economic landscape of the state, the department focuses on creating a conducive environment for businesses and industries to thrive, thereby contributing to the overall prosperity and employment generation for the people of Chhattisgarh.

Login

Login with Password

OR

Login with OTP

[Back to Login](#) [Forgot Password?](#)

For technical support please contact us at invest-support@cg.gov.in

Figure 3.3: Login Screen (B)

4. Dashboard

After a successful login, the page navigates to the Investor Dashboard (refer to **Fig. 4.1**), which includes step-by-step instructions for adding new unit details.



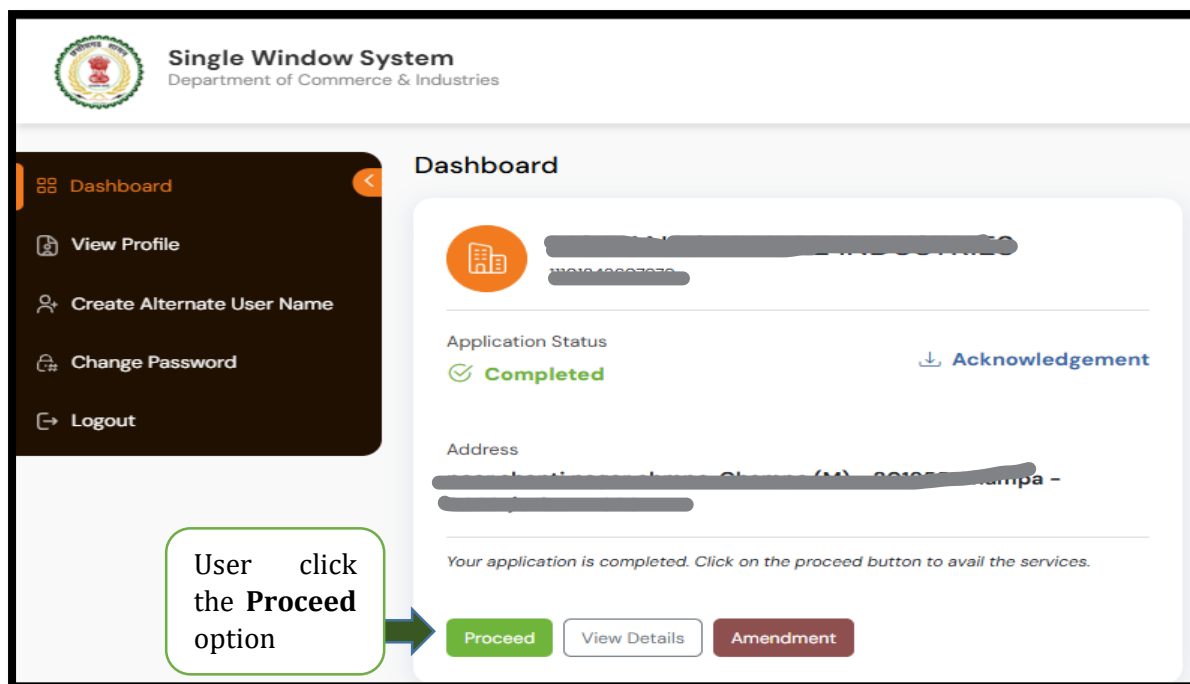


Figure 4.1: Dashboard Screen

On the Incentives page, refer to **Figure 4.2**, which displays all incentives. In the Application section, select the option to apply for Technical Patent Subsidy.

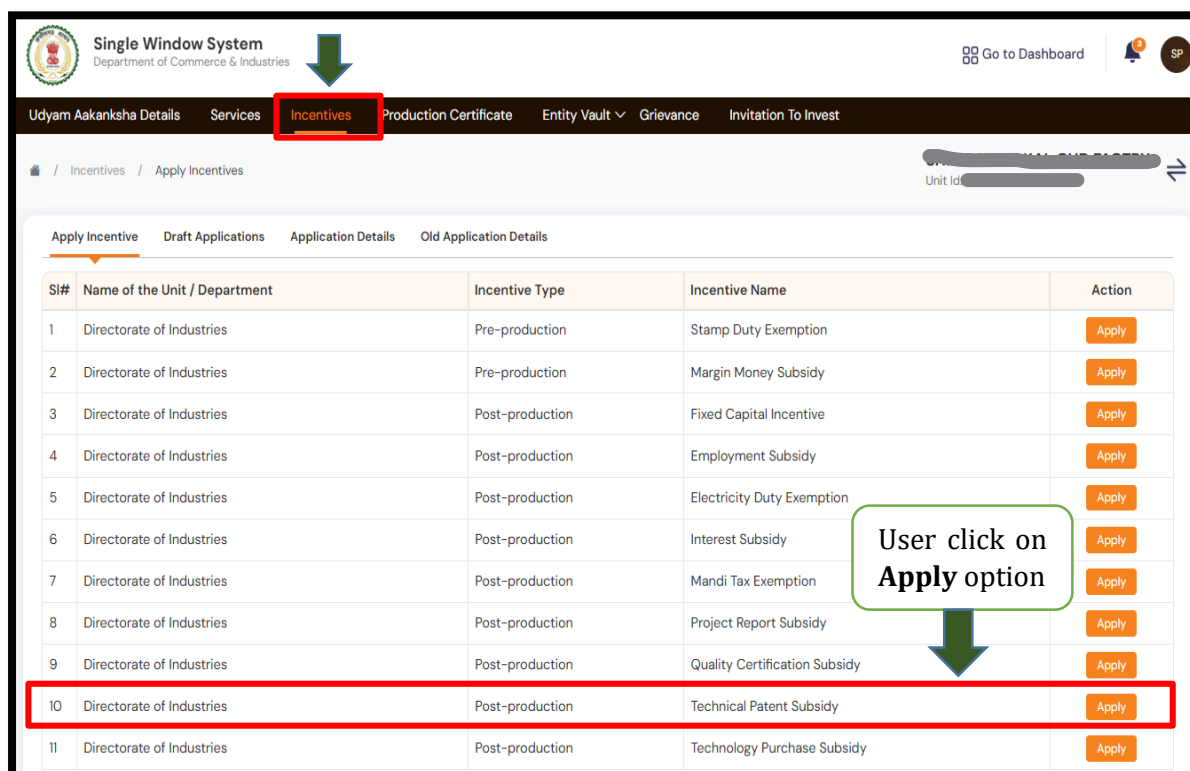


Figure 4.2: Incentives Screen



5. Technical Patent Subsidy

- The user can apply for the Technical Patent Subsidy only after obtaining a Production Certificate.
- This incentive can be availed for multiple times irrespective of any conditions.
- The "Priority Sector" field will be displayed only if the "Category of Entrepreneur" is selected as "Thrust."
- If not already uploaded, the user must upload the required documents to the Entity Vault.
- Information retrieved from the Production Certificate form on this page is non-editable. To make any changes, the user must update the original Production Certificate form.

5.1. Technical Patent Application Form


After clicking the 'Apply' option, the 'Application for Technical Patent Subsidy' screen is displayed, as shown in Figure 5.1.

The screenshot displays the 'Technical Patent Subsidy' application form. At the top, there's a header for the 'Single Window System' and navigation links. The main content area shows a 'Checklist for Application' with two items: '1. Chartered Accountant Certificate for Technical Patent' and '2. Patent Certificate'. Below the checklist, there are two radio buttons: 'I Agree' and 'I Don't Agree'. A 'Proceed' button is located below these options. Two green arrows point from the radio buttons to callout boxes. The left box contains the text: 'Click on I Agree option and Proceed for application process'. The right box contains the text: 'Or, click on I Don't Agree option and then Proceed'.

Figure 5.1: Technical Patent Application

Upon agreeing, the basic information is automatically fetched from Production Certificate as shown in **Figure 5.2**.





Single Window System

Department of Commerce & Industries

Incentives / Technical Patent Subsidy Apply

Unit Id:

Application for Technical Patent Subsidy (*) Indicated fields are mandatory

Basic Information

Udyam Akanksha / Unit No.

Name of Enterprise

Type of Organization

Industry Type

Private Limited Company

New

Industrial Policy

Classification of Industry

Category of Enterprise

2024-30

General

Large

Production Certificate No.

Production Certificate Issue Date

Production Continuity Certificate No.

14-07-2025

NA

Production Continuity Certificate Issue Date

Block Category

ESI Registration Number

NA

NA

NA

CIN Number

GST Number

Category of Entrepreneur

NA

NA

Women

Is it StartUp Industry? *

StartUp Certificate No. *

StartUp Certificate Issue Date *

Certificate Issued By *

Yes

No

dd-mmm-yyyy

Patent / Research Approval Details

Patent Registration No. *

Name of the Registration Authority *

Receiving Date *

0

dd-mmm-yyyy

Patent / Research Approval Details *

Expenditure in Obtaining Patent / Research *

Claimed Amount (in Lakh) *

0

0

Characters Left 500

Note:- Ensure all documents listed in the checklist are available in the Entity Vault for verification. If any are missing, Click here to update them.

Back

Save

Save as Draft

© 2025 SWS Chhattisgarh, All Rights Reserved. Content Owned by Department of Commerce & Industries, Government of Chhattisgarh.

Figure 5.2: Technical Patent Subsidy



In Figure 5.2, **Is it a Startup Industry?**

- Select **Yes** if the unit is a startup.
- Select **No** if the unit is not a startup.


Startup Certificate Details (If "Yes" is selected)

- **Startup Certificate Number:** Enter the startup certificate number.
- **Startup Certificate Issue Date:** Select the date the startup certificate was issued.
- **Certificate Issued By:** Choose the authority that issued the startup certificate.

5.1.1 User enter the Patent and Research Details

- **Patent Registration No.:** Enter the unique registration number for your patent.
- **Name of the Registration Authority:** Provide the full name of the authority that registered the patent.
- **Receiving Date:** Use the calendar tool to select the date you received the certificate.
- **Patent / Research Approval Details:** In this field, provide specific details about the approval of your patent or research.
- **Expenditure in Obtaining Patent / Research:** Enter the total amount spent to obtain the patent or conduct the research.
- **Claimed Amount (in Lakh):** Enter the amount you are claiming in lakhs.




Single Window System
 Department of Commerce & Industries

/ Incentives / Technical Patent Subsidy Apply

SWS
 Unit Id:

Application for Technical Patent Subsidy (*) Indicated fields are mandatory

Basic Information

Udyam Akanksha / Unit No.

Name of Enterprise <input type="text"/>	Type of Organization Private Limited Company	Industry Type New
Industrial Policy 2024-30	Classification of Industry General	Category of Enterprise Large
Production Certificate No. 114320250639560301	Production Certificate Issue Date 14-07-2025	Production Continuity Certificate No. NA
Production Continuity Certificate Issue Date NA	Block Category NA	ESI Registration Number NA
CIN Number NA	GST Number NA	Category of Entrepreneur Women

Is it StartUp Industry? *

☒ Yes ☐ No

StartUp Certificate No. * <input type="text"/>	StartUp Certificate Issue Date * <input type="text"/> 01-Aug-2024 <input type="text"/>	Certificate Issued By * <input type="text"/> Government of Chhattisgarh
---	---	--

Patent / Research Approval Details

Patent Registration No. * <input type="text"/>	Name of the Registration Authority * <input type="text"/> Controller General of Patents,	Receiving Date * <input type="text"/> 15-Aug-2023 <input type="text"/>
Patent / Research Approval Details * <input type="text"/> Patent granted for a novel process in biofuel	Expenditure in Obtaining Patent / Research * <input type="text"/> 2.75	Claimed Amount (in Lakh) * <input type="text"/> 2.00

Characters Left 391

Note:- Ensure all documents listed in the checklist are available in the Entity Vault for verification. If any are missing, [Click here](#) to update them.

© 2025 SWS Chhattisgarh, All Rights Reserved. Content Owned by Department of Commerce & Industries, Government of Chhattisgarh.

Figure 5.3: Technical Patent Subsidy Application




In Figure 5.3,


- The user clicks the **Back** option to return to the previous page.
- To save the details in draft format and submit them later, the user clicks the **Save as Draft** option.
- The user clicks the **Save** option to save the entered details.



After clicking the **Save** option, the dashboard shown in **Figure 5.4** displays all the details and information submitted by the user. The user should carefully read the declaration points before ticking the declaration checkbox.

- User click on **Submit** option to submit the details.
- To update any changes, click on the **Edit** option.
- To cancel the submission, click on the **Cancel** option.





Single Window System
 Department of Commerce & Industries


[Go to Dashboard](#)

[/ Incentives / Technical Patent Subsidy Preview](#)


 Unit Id:

Application for Technical Patent Subsidy

Basic Information

Udyam Akanksha / Unit No. 		
Name of Enterprise	Type of Organization	Industry Type
	Private Limited Company	New
Industrial Policy	Classification of Industry	Category of Enterprise
2024-30	General	Large
Production Certificate No.	Production Certificate Issue Date	Production Continuity Certificate No.
	2025-07-14	NA
Production Continuity Certificate Issue Date	Block Category	ESI Registration Number
NA	NA	NA
CIN Number	GST Number	Category of Entrepreneur
NA	NA	Women
Is it StartUp Industry?		
Yes		
StartUp Certificate Number	StartUp Certificate Issue Date	Certificate Issued By
NA	NA	NA

Patent / Research Approval Details

Patent Registration No.	Name of the Registration Authority	Receiving date
	Controller General of Patents	15-08-2023
Patent / Research Approval Details	Expenditure in Obtaining patent / Research	Claimed Amount (in Lakh)
Patent granted for a novel process in biofuel	0	2

Entrepreneur Details

Sl#	Entrepreneur Name	Gender	Category	Equity Participation in Percent
1		Female	Women	100%

Location of Unit

Sl#	Address 1	Address 2	District	Block	Area	ULB	Tehsil	Village / Town	PIN Code	Khasra Number	Land Mark	Land Area	Land Unit
1	BBSR	BBSR	Balod	Balod	Rural		Arjunda	Admabad	753001	20/21	BBSRe	India	Acre

Product Details

Sl#	Product Name	Activity Code	Annual Capacity	Unit of Measurement	Product Description	Product Date
1	T sections	4125109	100	Grams/Annum	T sections	10-Jul-2025

Investment and Employment Details

Power Requirement, Raw Material, Production, Sale and Electricity Details

Registration and Document Details

☐ I/We, hereby solemnly affirm and declare that:

- The information provided in the application form is true to the best of my/our knowledge and nothing has been concealed. I/We fully agree that if any information given by me/us is found to be incorrect or false, then I/we shall be liable for action as per the law.
- That all necessary statutory clearances/ no objection certificates from local bodies/required approvals for the establishment/operation of the proposed activity have been obtained by me/us under the prevailing laws, rules, and applicable regulations.
- That wherever necessary, the required registration/licenses and land use conversion permissions have also been obtained by me/us under the relevant laws, rules, or applicable orders for operating the said industrial activity.
- That the plant/machinery in the industrial unit is installed and operational as per the requirement of current production.
- That if any amendments or changes are required from time to time in relation to this unit, I/we shall duly inform/intimate the competent authority in the District Trade and Industries Centre/ Directorate of industries within 15 days of such change or amendment.
- That if the submitted report, documents, or information for obtaining the Commercial Production/Service Activity Certificate and availing benefits under the Industrial Investment Promotion are found to be incorrect, false, or misleading, I/We shall be liable to refund all financial assistance, incentives, or benefits availed under the said scheme to the State Government along with simple interest at an annual rate of 12.05%.
- That I/We shall comply with all terms and conditions, and the competent authority shall have the right to cancel the production/service activity certificate and take appropriate action under relevant laws and rules if any violation is found.

© 2025 SWS Chhattisgarh, All Rights Reserved. Content Owned by Department of Commerce & Industries, Government of Chhattisgarh.

Figure 5.4: Technical Patent Subsidy Application



Upon successful submission of your application, a confirmation pop-up will appear on your screen, as shown in **Figure 5.5**.

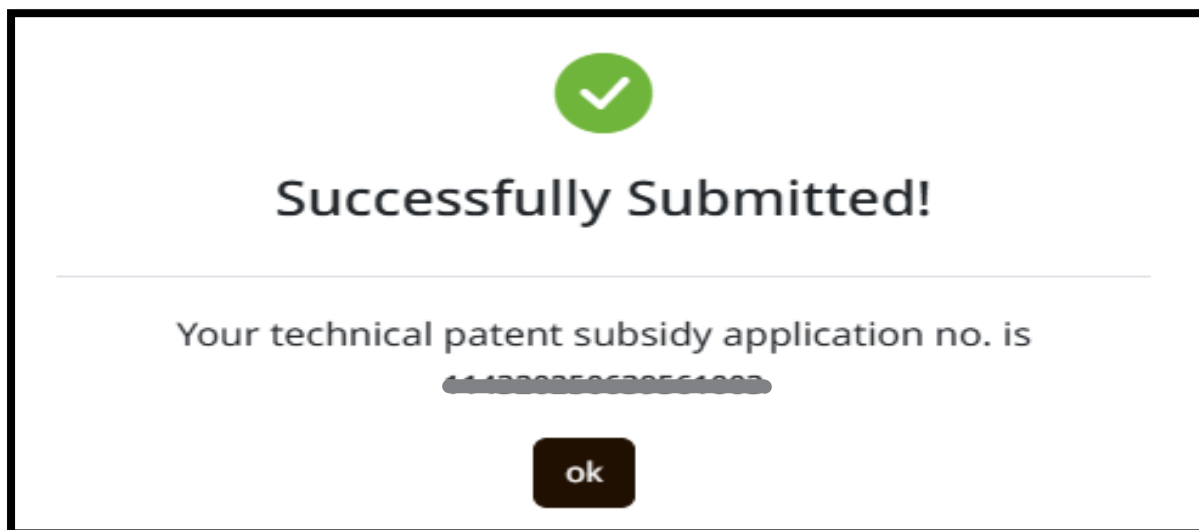


Figure 5.5: Successful Pop-up Screen

For the services availed, click on **Please Share Your Feedback** to share your feedback and responses if any.

- Rate the facilities availed by clicking on the Stars provided.
- Select from either **Yes or No** option and confirm whether after submitting the application, a confirmation message is received or not.
- Add additional comment or feedback if any, in the textbox.
- Click on **Submit** button.
- On clicking the submit button, the response is submitted.

Figure 5.6: Share Your Feedback



5.2. Technical Patent View Application

Get navigated back to the dashboard section.

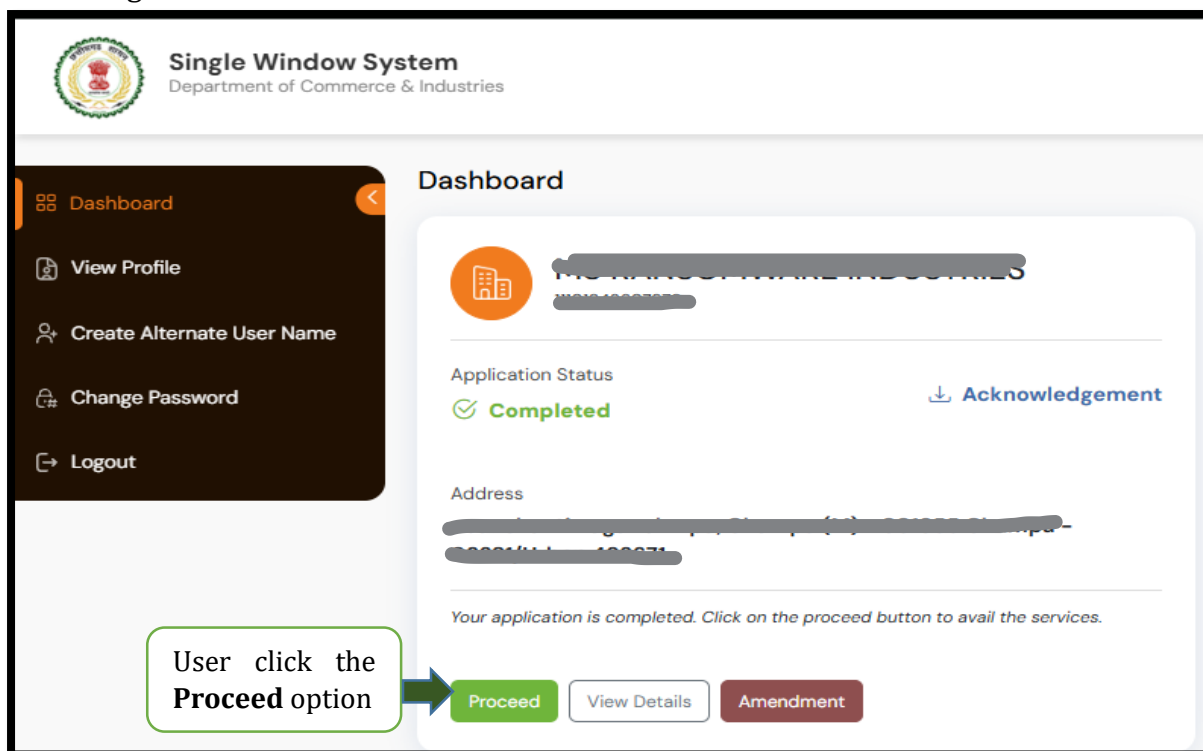


Figure 5.7: Dashboard Screen

On the Incentives page (refer to Figure 5.8), all incentives are displayed. The user can check the submitted application details.

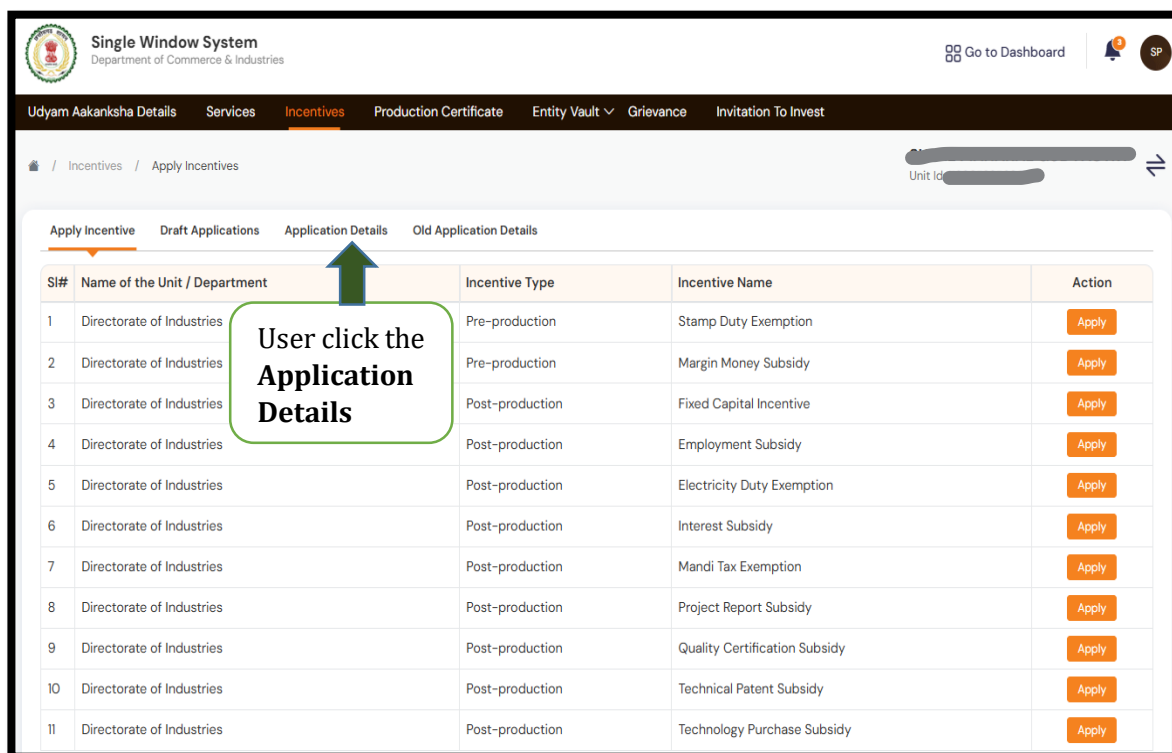


Figure 5.8: Incentives Screen



In the **Application Details** section, the user can view the list of incentives they have applied for and select the Technical Patent application to check the submitted application, track its status, and download the certificate after approval.

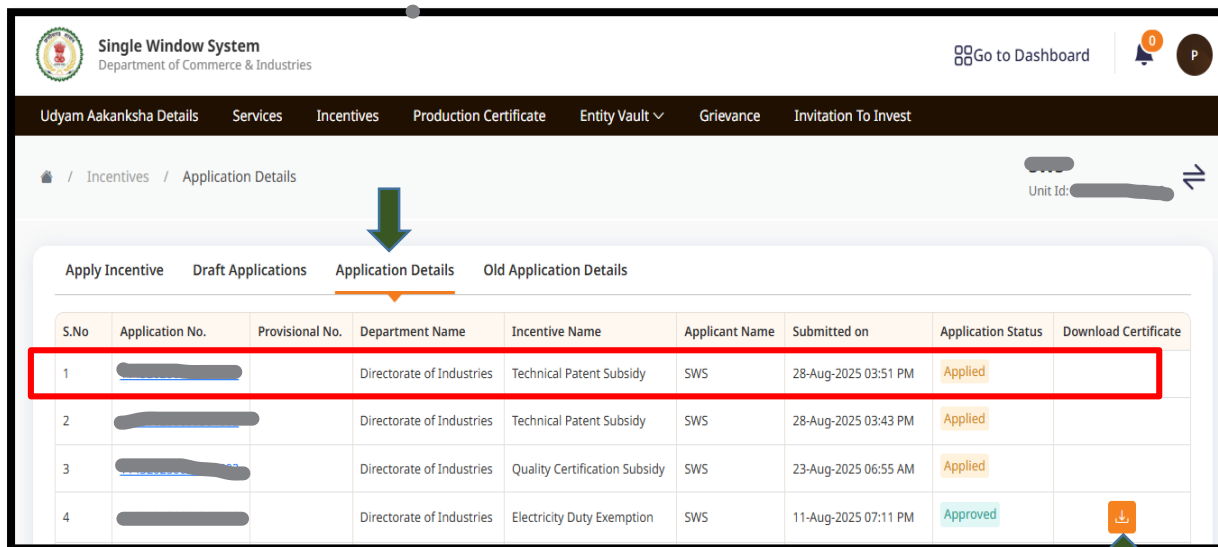


Figure 5.9: Incentive View Application

User click the download icon to view and download the certificate

5.3. Technical Patent Draft Application

In the **Draft Application** section, the user can view the list of incentives saved as drafts and select the Technical Patent application to continue the partially filled form and submit the application.

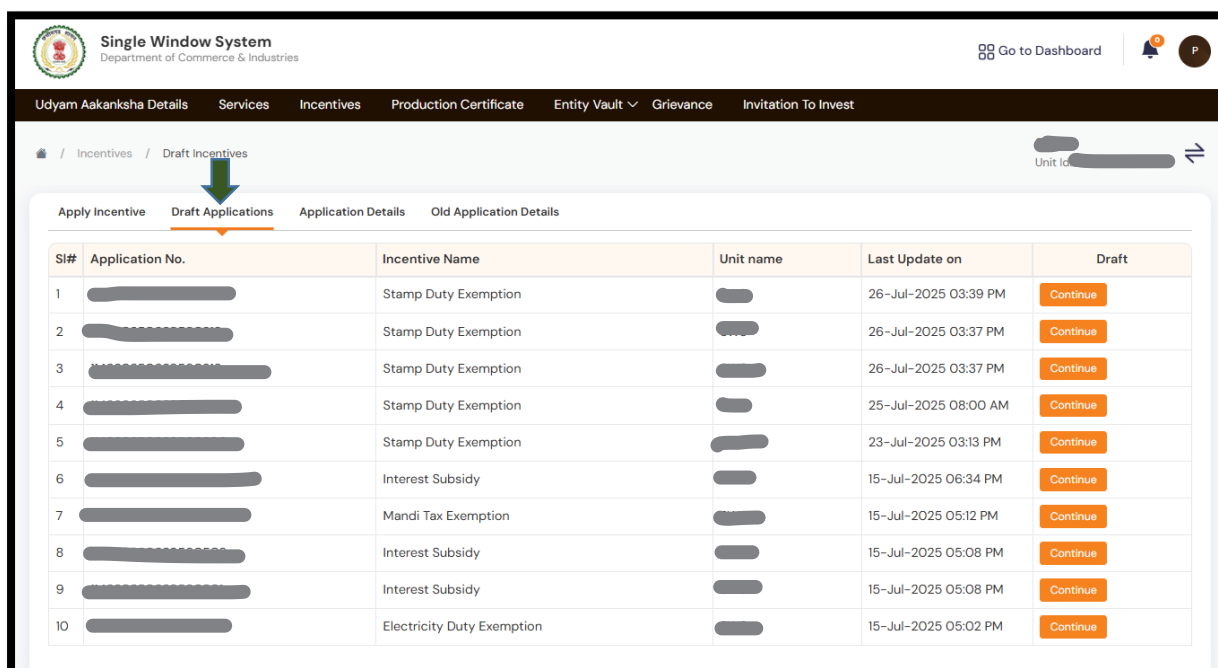


Figure 5.10: Incentive Draft Application

