



Chhattisgarh Unified Industrial Portal

Government of Chhattisgarh

User Manual

For

Economiser Renewal (Self Certification)

(Boiler Inspectorate)

Table of Contents

1. Overview	1
2. How to Get Started	1
3. How to login	1
4. Dashboard	3
5. Apply for Services	3
5.1. Search for Services – Economiser Renewal (Self Certification).....	4
6. Economiser Details.....	4
6.1. Economiser Situation.....	5
6.2. Boiler Operating Engineer's (BOE's) Details.....	6
6.3. Promoter Details.....	7
6.4. Owner Details.....	7
6.5. Submit Form	8
6.6. Download Certificate (Provisional/Final)	8

1. Overview

As part of Chhattisgarh's overarching promise of "Business Made Easy," OneClick is the state's new single-window portal that brings speed, simplicity, and transparency to the business environment. From approvals and clearances to bill payments, land allotment, and compliance — everything an entrepreneur or investor needs is now just one click away.

Purpose: This document gives easy, step-by-step instructions for industrial users to apply for **Economiser Renewal (Self Certification)** service through the Department of Commerce and Industries using the **Single Window Portal**. It helps authorized users understand how to use the right links and sections.

2. How to Get Started

Enter the application URL (<https://oneclick.cgstate.gov.in>) in the browser and the page navigates to the Home page of the SWS application.

3. How to login

The user to login with the credentials into the application in the home and login page as a **Figure 3.1 & 3.2**.



Figure 3.1: Homepage Screen



Department of Commerce & Industries
Government of Chhattisgarh

■ The Department of Commerce and Industries, Government of Chhattisgarh is a pivotal body responsible for the promotion and development of trade, commerce, and industrial growth within the state of Chhattisgarh, India.

■ Established with the aim of enhancing the economic landscape of the state, the department focuses on creating a conducive environment for businesses and industries to thrive, thereby contributing to the overall prosperity and employment generation for the people of Chhattisgarh.

Login

User Name

Captcha uh9Ur1

Next

[Forgot User Name?](#) [Register](#) [Back to Home](#)

For technical support please contact us at invest-support@cg.gov.in

Figure 3.2: Login Screen (A)

The Login page (as shown in **Fig. 3.3**) offers two login methods: **Login with Password** or **Login with OTP**. Choose your preferred option, then enter either your password or the OTP number to proceed.

Department of Commerce & Industries
Government of Chhattisgarh

■ The Department of Commerce and Industries, Government of Chhattisgarh is a pivotal body responsible for the promotion and development of trade, commerce, and industrial growth within the state of Chhattisgarh, India.

■ Established with the aim of enhancing the economic landscape of the state, the department focuses on creating a conducive environment for businesses and industries to thrive, thereby contributing to the overall prosperity and employment generation for the people of Chhattisgarh.

Login

Login with Password

OR

Login with OTP

[Back to Login](#) [Forgot Password?](#)

For technical support please contact us at invest-support@cg.gov.in

Figure 3.3: Login Screen (B)



4. Dashboard

After a successful login, the page navigates to the Investor Dashboard (refer to Fig. 4.1), which displays all your units and includes an option to add new unit details at the end.

Now, click on the **Proceed** option to apply for **services**.

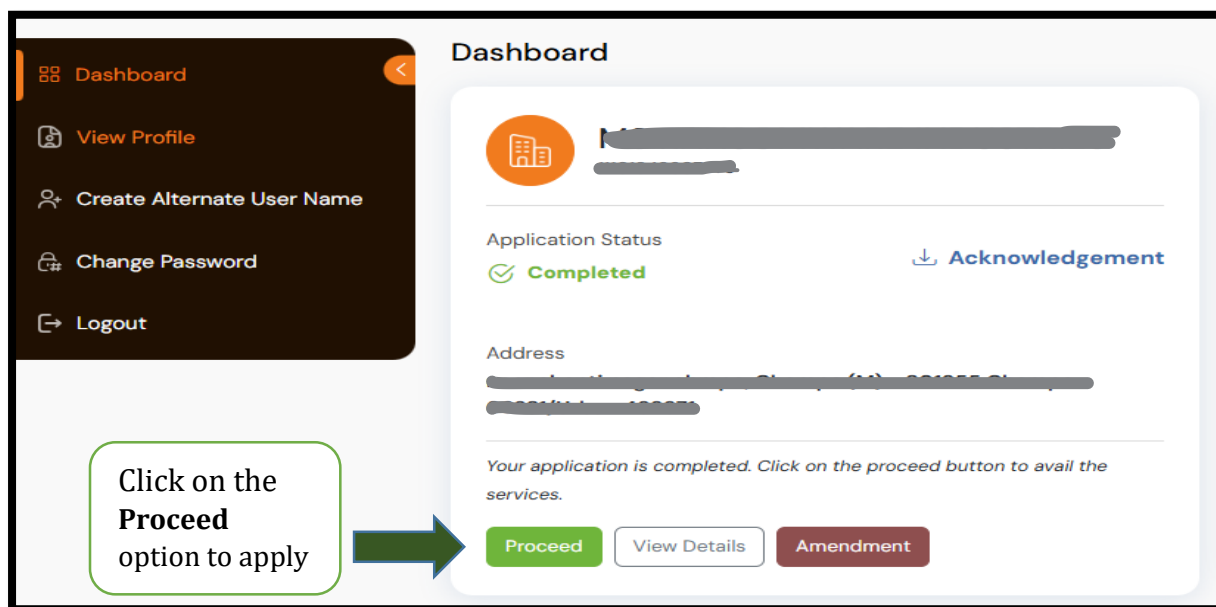


Figure 4.1: Dashboard

5. Apply for Services

Now, click on the **Services** menu at the top of the page (see Fig. 5.1). You will see a list of all available services.

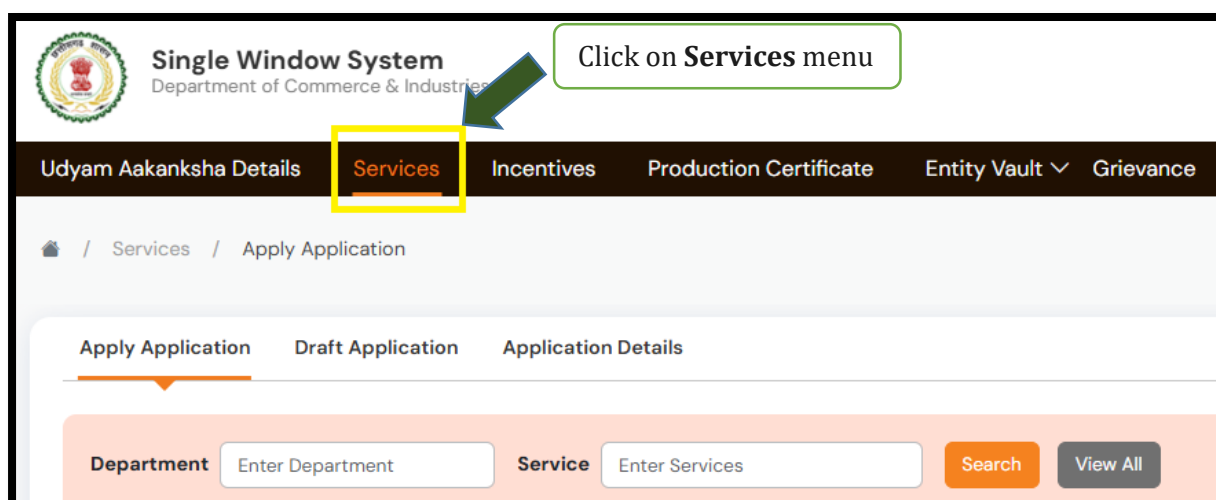


Figure 5.1: Services Page



5.1. Search for Services – Economiser Renewal (Self Certification)

In the Search field, enter **economiser renewal** and click the **View All** button. A filtered list of services will appear—click **Apply** next to the relevant service (see Fig. 5.2).

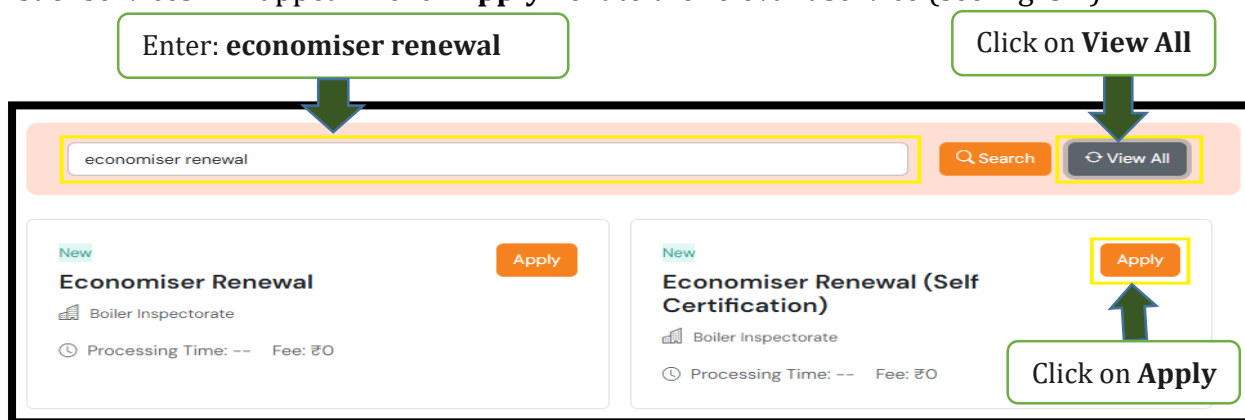


Figure 5.2: Filtered list of Services – Economiser Renewal (Self Certification)

6. Economiser Details

In the **Economiser Details** (see Figure 6.1), please enter:

- Registered Number of Economiser
- Max Continuous Evaporation in (TPH)
- Hydraulically Tested on
- Tested Pressure (kg / cm ²)
- Effective Heating surface area
- Approved Working Pressure (Kg / cm²)
- Place of Manufacture
- Year of Manufacture
- Repairs Carried out (Yes/No)
- Remnant Life Assessment (RLA) Carried Out (Yes/No)
- Enter Number of Hour
- Validity From
- Validity To
- Date of Issue
- Place of Issue
- Inspection Date
- Description of Economiser and Age



Economiser Details

Registered Number of Economiser *	Max Continuous Evaporation in (TPH) *	Hydraulically Tested on *
<input type="text" value="123456789"/>	<input type="text" value="12.5"/>	<input type="text" value="06-Jul-2023"/>
Tested Pressure (kg / cm ²) *	Effective Heating surface area*	
<input type="text" value="56"/>	<input type="text" value="145"/>	
Approved Working Pressure (kg / cm ²) *	Place of Manufacture *	Year of Manufacture *
<input type="text" value="45"/>	<input type="text" value="Gujrat"/>	<input type="text" value="2023"/>
Repairs Carried out *		
<input type="radio"/> Yes <input checked="" type="radio"/> No		
Remnant Life Assessment (RLA) Carried Out *	Enter Number of Hour *	
<input type="radio"/> Yes <input checked="" type="radio"/> No	<input type="text" value="62400"/>	
Validity From *	Validity To *	Date of Issue *
<input type="text" value="01-Apr-2024"/>	<input type="text" value="31-Mar-2027"/>	<input type="text" value="25-Mar-2024"/>
Place of Issue *	Inspection Date *	Description of Economiser and Age *
<input type="text" value="Raipur"/>	<input type="text" value="20-Mar-2024"/>	Vertical carbon steel economiser used in a 12.5 TPH biomass boiler, installed in 2021 for heat recovery and feedwater preheating. IRR-

Figure 6.1 Economiser Details section

6.1. Economiser Situation

In the **Economiser Situation** section, please enter:

- Unit Name
- Area (Rural/Urban)
- District
- Pincode

Economiser Situation

Unit Name *	Area *	District *
<input type="text" value="123456789"/>	<input type="radio"/> Rural <input checked="" type="radio"/> Urban	<input type="text" value="Raipur"/>
Pincode *		
<input type="text" value="492001"/>		

Figure 6.2 Economiser Situation section



6.2. Boiler Operating Engineer's (BOE's) Details

In the **Boiler Operating Engineer's (BOE's) Details**, please enter:

- Name
- State
- Certificate Number
- Is BOE from Other State (Yes/No)
- Address Line 1
- Address Line 2
- Qualification
- Specialization
- Upload Certificate (PDF File)
- Does the BOE have 5 Years of Experience Singly or Cumulatively in the Following Fields Related to Economiser Design / Manufacture / Commissioning / Operation & Maintenance / Inspection & Certification / High Pressure Welding Inspection? (Yes/No)
- Experience Certificate (PDF File)
- Mode of Inspection is Online Under Regulation 376 (FF) (Yes/No)

Boiler Operating Engineer's (BOE's) Details

Name * State * Certificate Number *

Is BOE from Other State *
☐ Yes ☒ No

Address Line 1 * Address Line 2 * Qualification *

Specialization * Upload Certificate
 Max 2MB. Allowed file types: .pdf.

Does the BOE have 5 Years of Experience Singly or Cumulatively in the Following Fields Related to Economiser Design / Manufacture / Commissioning / Operation & Maintenance / Inspection & Certification / High Pressure Welding Inspection? *
☐ Yes ☒ No

Experience Certificate
 Max 2MB. Allowed file types: .pdf.

Mode of Inspection is Online Under Regulation 376 (FF) * ☒ Yes ☐ No

Download Form 19 (Format) [Download Document](#) *Upload Form 19
 Max 2MB. Allowed file types: .pdf.

Figure 6.3 BOE's Details section



6.3. Promoter Details

In the **Promoter Details** section, please enter:

- Name
- Email ID
- Mobile Number
- Dated At



Promoter Details

Name * Email ID * Mobile Number *

Dated At *

26-Mar-2024

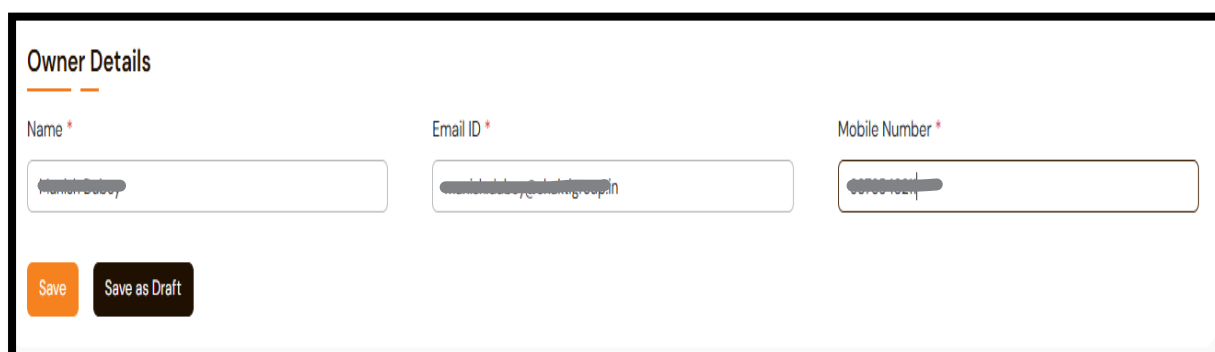
Figure 6.4 Promoter Details section

6.4. Owner Details

In the **Owner Details** section, please enter:

- Name
- Email ID
- Mobile Number

Now, Click on **Save**



Owner Details

Name * Email ID * Mobile Number *

Save Save as Draft

Figure 6.5 Owner Details section



6.5. Submit Form

Finally, click on **Submit** and you will see a popup message of **Successfully Submitted!**

Now, click on **Pay Now** (refer to Figure 6.6)

The screenshot shows a web application interface for 'Preview Economiser Renewal'. A modal popup is displayed with a green checkmark and the text 'Successfully Submitted!'. Below this, it states 'Your application has been registered successfully.' and 'Your Application Number:'. There are two buttons: 'Pay Now' (highlighted with a red arrow) and 'Pay Later'. In the background, the 'Owner Details' section is visible, and a 'Submit' button is highlighted with a yellow box.

Figure 6.6 Submit Form Screen

6.6. Download Certificate (Provisional/Final)

After making the **Payment**, you will be able to download the Certificate from the **Application Details** section (see Figure 6.7)

The screenshot shows the 'Application Details' section of the web application. It features a table with columns: Sl#, Application No., Department Name, Boiler Name, Unit Name, Submitted on, Application Status, and Pending With. To the right of the table, there is a 'Download Certificate' button with two options: 'Provisional' and 'Final'. The 'Application Details' tab is highlighted with a yellow box, and the 'Download Certificate' button is also highlighted with a yellow box.

Figure 6.7 Download Certificate Section

