



Chhattisgarh Unified Industrial Portal Government of Chhattisgarh

User Manual

For

Obtaining Electricity Connection (New / Temporary)

(Chhattisgarh State Power Distribution Corporation Limited)

Table of Contents

1. Overview	1
2. How to Get Started	1
3. How to login	1
4. Dashboard	3
5. Apply for Services	3
5.1. Search for Services – Obtaining Electricity Connection (New / Temporary)	4
6. CSPDCL Portal for new connection	4
6.1 Payment of Application fee.....	7

1. Overview

As part of Chhattisgarh's overarching promise of "Business Made Easy," OneClick is the state's new single-window portal that brings speed, simplicity, and transparency to the business environment. From approvals and clearances to bill payments, land allotment, and compliance — everything an entrepreneur or investor needs is now just one click away.

Purpose: This document gives easy, step-by-step instructions for industrial users to apply for **Obtaining Electricity Connection (New / Temporary)** service through the Department of Commerce and Industries using the Single Window Portal. It helps authorized users understand how to use the right links and sections.

2. How to Get Started

Enter the application URL (<https://oneclick.cgstate.gov.in>) in the browser and the page navigates to the Home page of the SWS application.

3. How to login

The user to login with the credentials into the application in the home and login page as a Figure 3.1 & 3.2.




Figure 3.1: Homepage Screen



Department of
Commerce & Industries
Government of Chhattisgarh

■ The Department of Commerce and Industries, Government of Chhattisgarh is a pivotal body responsible for the promotion and development of trade, commerce, and industrial growth within the state of Chhattisgarh, India.

■ Established with the aim of enhancing the economic landscape of the state, the department focuses on creating a conducive environment for businesses and industries to thrive, thereby contributing to the overall prosperity and employment generation for the people of Chhattisgarh.

Login

User Name

Captcha uh9Ur1

[Forgot User Name?](#) [Register](#) [Back to Home](#)

For technical support please contact us at
invest-support@cg.gov.in

Figure 3.2: Login Screen (A)

The Login page (as shown in Fig. 3.3) offers two login methods: Login with Password or Login with OTP. Choose your preferred option, then enter either your password or the OTP number to proceed.

Department of
Commerce & Industries
Government of Chhattisgarh

■ The Department of Commerce and Industries, Government of Chhattisgarh is a pivotal body responsible for the promotion and development of trade, commerce, and industrial growth within the state of Chhattisgarh, India.

■ Established with the aim of enhancing the economic landscape of the state, the department focuses on creating a conducive environment for businesses and industries to thrive, thereby contributing to the overall prosperity and employment generation for the people of Chhattisgarh.

Login

Login with Password

OR

Login with OTP

[Back to Login](#) [Forgot Password?](#)

For technical support please contact us at
invest-support@cg.gov.in

Figure 3.3: Login Screen (B)



4. Dashboard

After a successful login, the page navigates to the Investor Dashboard (refer to Fig. 4.1), which displays all your units and includes an option to add new unit details at the end.

Now, click on the Proceed option to apply for services.

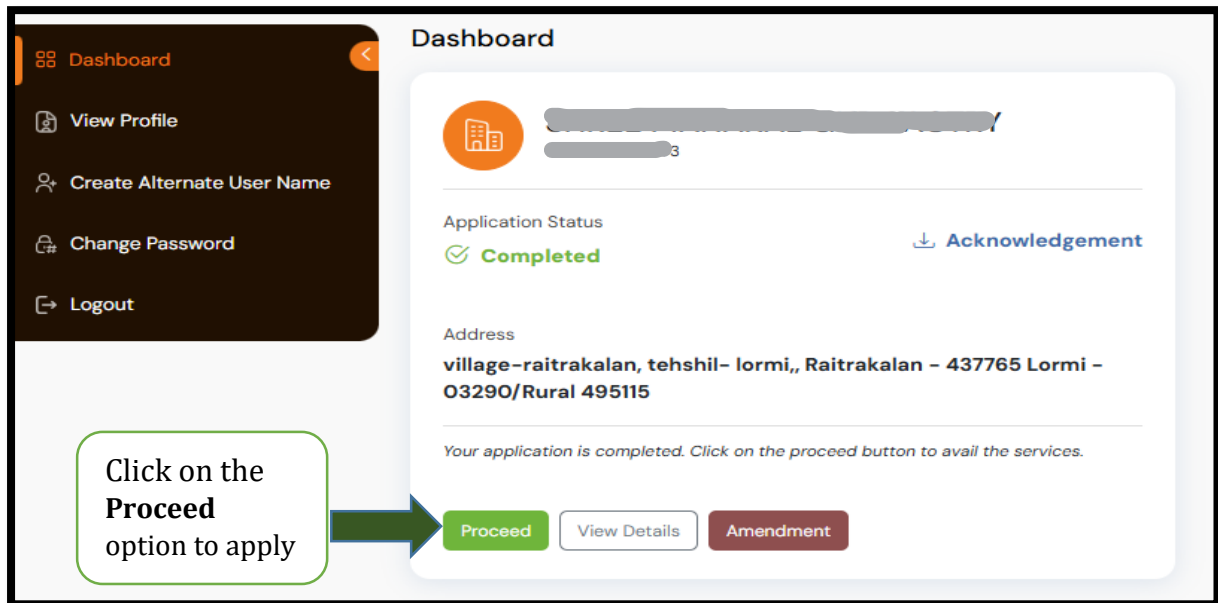


Figure 4.1: Dashboard

5. Apply for Services

Now, click on the Services menu at the top of the page (see Fig. 5.1). You will see a list of all available services.

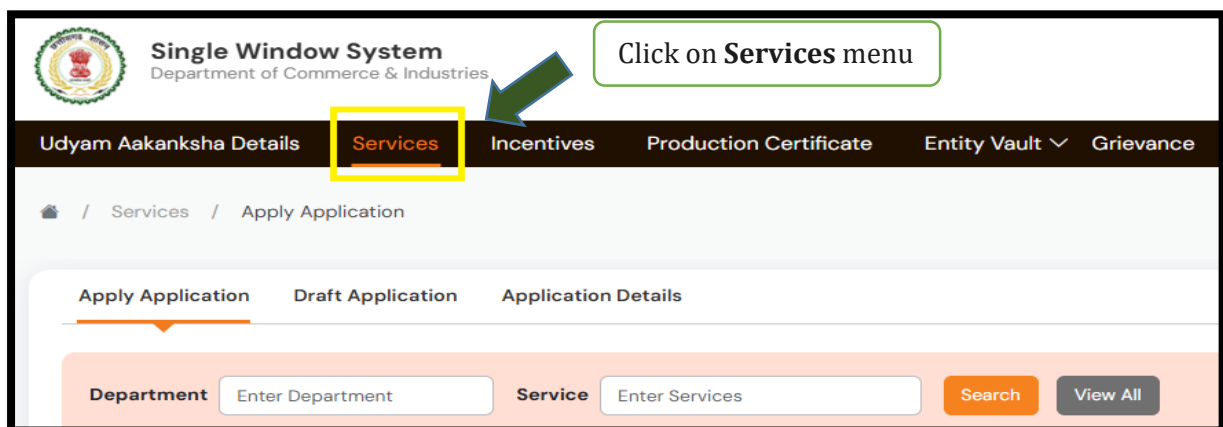


Figure 5.1: Services Page



5.1. Search for Services – Obtaining Electricity Connection (New / Temporary)

In the Search field, enter **Obtaining Electricity Connection** and click the View All button. A filtered list of services will appear—click Apply next to the relevant service (see Fig. 5.2).

The screenshot shows a search bar containing the text "Obtaining Electricity Connection". To the right of the search bar are two buttons: "Search" and "View All". An arrow points from the text "Enter: Obtaining Electricity Connection" to the search bar. Another arrow points from the text "Click on View All" to the "View All" button. Below the search bar, a service card is displayed for "Obtaining Electricity Connection (New/Temporary)" by "Chhattisgarh State Power Distribution Company Limited (CSPDCL)". The card shows a processing time of "--" and a fee of "₹0". An arrow points from the text "Click on Apply" to the "Apply" button on the service card.

Figure 5.2: Filtered list of Services – Obtaining Electricity Connection (New/Temporary)

You will now be redirected to the official website of the **Online Consent Management & Monitoring System**, where you can apply for the **Obtaining Electricity Connection**.

6. CSPDCL Portal for new connection.

The screenshot shows the CSPDCL portal for new electricity connection. The header includes the CSPDCL logo and the text "Chhattisgarh State Power Distribution Company Limited". The main heading is "Online application for New Electricity Connection through EoDB". Below this, there are fields for "Udyam Aakanksha No :-" and "Service :-" with a "Get Data" button. A note states: "Fields marked with * are mandatory to fill. Please fill up data in the fields marked with red." The form is divided into two sections: "Enterprise Details" and "Authorized Representative Details". The "Enterprise Details" section includes fields for "Name of Enterprise", "Organization Type" (with a dropdown menu), "PAN No.", and "E-mail". The "Authorized Representative Details" section includes fields for "First Name *", "Middle Name", "Last Name *", "Mobile No.", and "Aadhar No.". The "First Name" and "Last Name" fields are marked with a red asterisk, indicating they are mandatory.



Enter Udyam Akanksha No, select service type and click on **Get Data** button. It will populate the form with the details brought from EoDB (Single Window) Portal.

The screenshot shows the CSPDCL web portal interface. The main heading is "Online application for New Electricity Connection through EoDB". The form is pre-filled with the following details:

- Udyam Akanksha No :-** 119 [Redacted]
- Service :-** NEW SERVICE CONNECTION - LT INDUSTRIAL (URBAN)
- Enterprise Details:**
 - Name of Enterprise: [Redacted]
 - Organization Type: Mr.
 - PAN No.: [Redacted]
 - E-mail: [Redacted]@[Redacted].com
- Authorized Representative Details:**
 - First Name *: [Redacted]
 - Middle Name: [Redacted]
 - Last Name *: [Redacted]
 - Mobile No.: [Redacted]
 - Aadhar No.: [Redacted]
- Other Details:**
 - Father's Name: [Redacted]
 - Date of Birth: [Redacted]
 - Gender: Male
 - Category: GENERAL
- Postal Address for Communication:** C/O/Proprietor/Director

Fields marked with * are mandatory to fill. Please fill up data in the fields marked with red.



Enter the values in all the mandatory fields of the form. Then click on **Save** button and then on **Submit** button. Few Information about the fields are mentioned below.

The screenshot shows a web browser window displaying an online application form for electricity connection. The form is divided into several sections with red callouts providing instructions:

- Address where Connection is required:** This section includes fields for House/Plot/Premise no., Street, Area/Colony, District, Village, Pin Code, and Block. It also has radio buttons for Urban and Rural.
- Connection related details:** This section includes fields for DC (Distribution Company), Consumer No., and Nearest Pole No.
- Mention contract demand applied in KVA for HT connection:** This section includes fields for Voltage at which Supply is Required (11 KV, 33 KV, 132 KV, 220 KV), Total Contract Demand Applied KVA, Total Contract Demand Applied KWH, Basis for projection of Contract Demand, Diversity factor assumed, and Phasing of Contract Demand Required (Yes/No).
- Select purpose of connection:** This section includes fields for Main Manufacturing Activity, Purpose of Connection (with a dropdown menu), Category of Tariff opted for, Production Capacity, and Category of Industry (SSI, MSE, LSI).
- Attach Required Documents:** This section includes a table for Document Required (Total document size should not exceed 30 MB in size) with columns for Document Type, Document File, and Document Last Uploaded. It lists documents like Relevant Resolution/Authority letter, etc.
- Check here to agree with terms and conditions and proceed further:** This section includes a checkbox for I/we hereby declare that I/we hereby declare that (a) The information provided in this application is true to the best of my knowledge. (b) I/we have read the Chhattisgarh Electricity Supply Code and agree to abide by the conditions.
- Click here to submit application:** This section includes a Submit button.



Saved Application can be viewed from left side menu “Udyank NSC”>>”EoDB Application”



6.1 Payment of Application fee.

1. Go To the CSPDCL Website <https://cspdcl.co.in/cseb/frmHome.aspx>
2. Enter BP Number in right side text box and click on arrow.



2. Enter Captcha, click on arrow icon

Chhattisgarh State Power Distribution Company Limited

Online Bill Payment

Please type the Code shown below to proceed further

11284

1 1 2 8 4 Try a new Code

Please read the instruction before making Online Bill Payment

Please ensure your bill payment before due date

Download CSPDCL Mor Bijli Android Mobile App from google Play store to View and Pay bill

3. Any pending amount will be shown on next page and consumer will be redirected to payment gateway.

Online Bill Payment

Please read the instruction before making Online Bill Payment

Details of your latest bill are

BP No.	Consumer Name	Bill No.	Bill Month	Due Date For Payment	Net Payable Amount	Amount Payable With Surcharge	Bill Payment
82	MANDATORY MANDATORY	2660		15-Jul-2016	2550	2590	Pay Bill

Please ensure your bill payment before Due Date. In case of Non Payment, your supply may be disconnected 15 days after Due Date.

Click here if Pay now is not working or call at our Customer Care Center No. 1912 .

Click to perform online payment

