



Chhattisgarh Unified Industrial Portal

Government of Chhattisgarh

User Manual

For

Store and distribution of Country Liquor License (C.S. 1C)

(Excise Department)

Table of Contents

1. Overview	1
2. How to Get Started	1
3. How to login	1
4. Dashboard	3
5. Apply for Services	3
5.1. Search for Services – Store and distribution of Country Liquor License	4
5.2. Apply for Licence	4
5.3. Pay Licence Fees	7

1. Overview

As part of Chhattisgarh's overarching promise of "Business Made Easy," OneClick is the state's new single-window portal that brings speed, simplicity, and transparency to the business environment. From approvals and clearances to bill payments, land allotment, and compliance — everything an entrepreneur or investor needs is now just one click away.

Purpose: This document gives easy, step-by-step instructions for industrial users to apply for **Store and distribution of Country Liquor License (C.S. 1C)** service through the Department of Commerce and Industries using the **Single Window Portal**. It helps authorized users understand how to use the right links and sections.

2. How to Get Started

Enter the application URL (<https://oneclick.cgstate.gov.in>) in the browser and the page navigates to the Home page of the SWS application.

3. How to login

The user to login with the credentials into the application in the home and login page as a **Figure 3.1 & 3.2**.



Figure 3.1: Homepage Screen



Enter the registered User Name

Enter the Captcha, which is shown on the side and click Next option

Department of Commerce & Industries
Government of Chhattisgarh

The Department of Commerce and Industries, Government of Chhattisgarh is a pivotal body responsible for the promotion and development of trade, commerce, and industrial growth within the state of Chhattisgarh, India.

Established with the aim of enhancing the economic landscape of the state, the department focuses on creating a conducive environment for businesses and industries to thrive, thereby contributing to the overall prosperity and employment generation for the people of Chhattisgarh.

Login

User Name

Captcha

uh9Ur1

Next

[Forgot User Name?](#) [Register](#) [Back to Home](#)

For technical support please contact us at
invest-support@cg.gov.in

Figure 3.2: Login Screen (A)

The Login page (as shown in **Fig. 3.3**) offers two login methods: **Login with Password** or **Login with OTP**. Choose your preferred option, then enter either your password or the OTP number to proceed.

Department of Commerce & Industries
Government of Chhattisgarh

The Department of Commerce and Industries, Government of Chhattisgarh is a pivotal body responsible for the promotion and development of trade, commerce, and industrial growth within the state of Chhattisgarh, India.

Established with the aim of enhancing the economic landscape of the state, the department focuses on creating a conducive environment for businesses and industries to thrive, thereby contributing to the overall prosperity and employment generation for the people of Chhattisgarh.

Login

Login with Password

OR

Login with OTP

[Back to Login](#) [Forgot Password?](#)

For technical support please contact us at
invest-support@cg.gov.in

Figure 3.3: Login Screen (B)



4. Dashboard

After a successful login, the page navigates to the Investor Dashboard (refer to Fig. 4.1), which displays all your units and includes an option to add new unit details at the end.

Now, click on the **Proceed** option to apply for **services**.

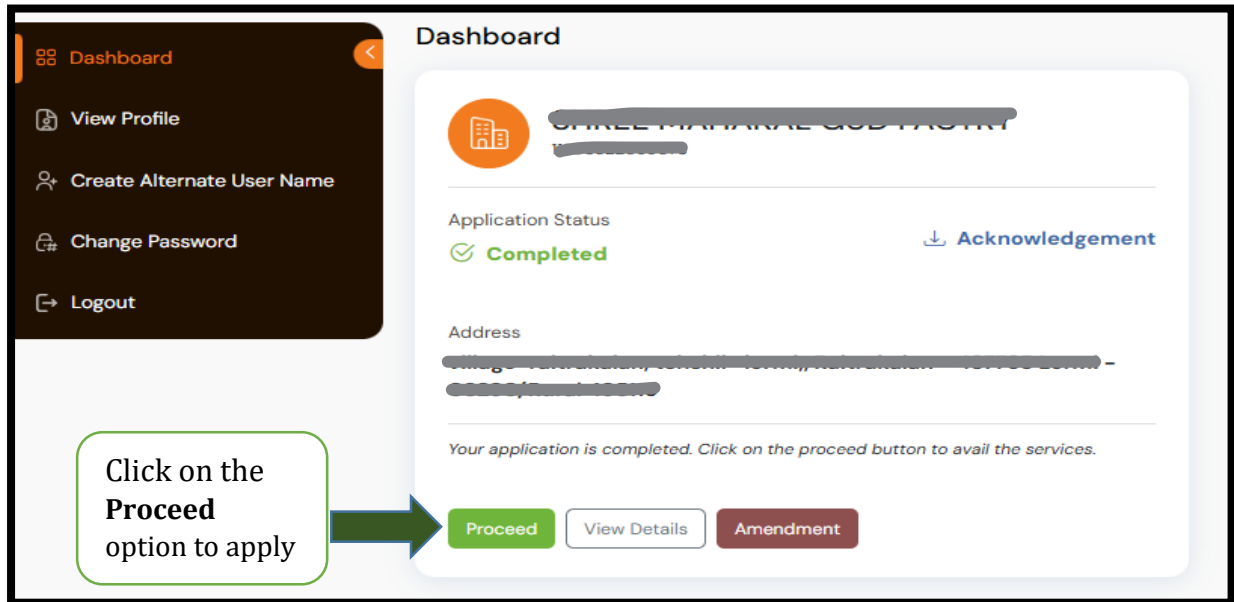


Figure 4.1: Dashboard

5. Apply for Services

Now, click on the **Services** menu at the top of the page (see Fig. 5.1). You will see a list of all available services.

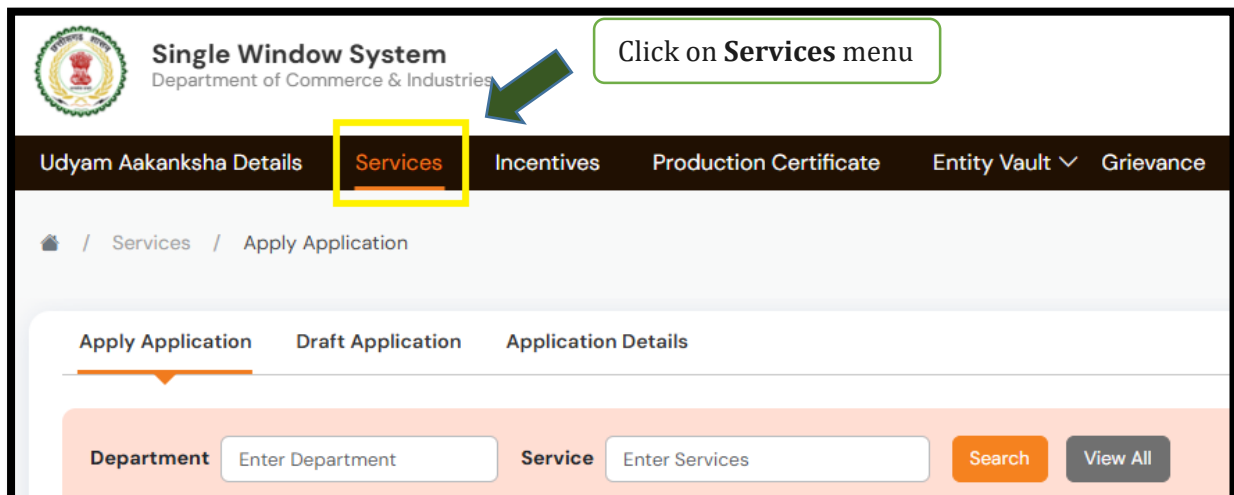


Figure 5.1: Services Page



5.1. Search for Services – Store and distribution of Country Liquor License

In the **Service** field, enter **country liquor license** and click the **View All** button. A filtered list of services will appear—click **Apply** next to the relevant service (see Fig. 5.2).

The screenshot shows a search interface with a search bar containing 'country liquor license'. To the right of the search bar are 'Search' and 'View All' buttons. Below the search bar, there are four service cards. The first two cards are for 'Manufacture and bottling of Country Liquor License (C.S. 1B)' and the last two are for 'Store and distribution of Country Liquor License (C.S. 1C)'. Each card has an 'Apply' button. Annotations with arrows point to the search bar (labeled 'Enter: country liquor license'), the 'View All' button (labeled 'Click on View All'), and the 'Apply' button for the 'Store and distribution of Country Liquor License (C.S. 1C)' (labeled 'Click on Apply').

Figure 5.2: Filtered list of Services – Store and distribution of Country Liquor License

You will now be redirected to the official website of the **EXCISE DEPARTMENT, GOVT. OF CHHATTISGARH**, where you can apply for the **Store and distribution of Country Liquor License**.

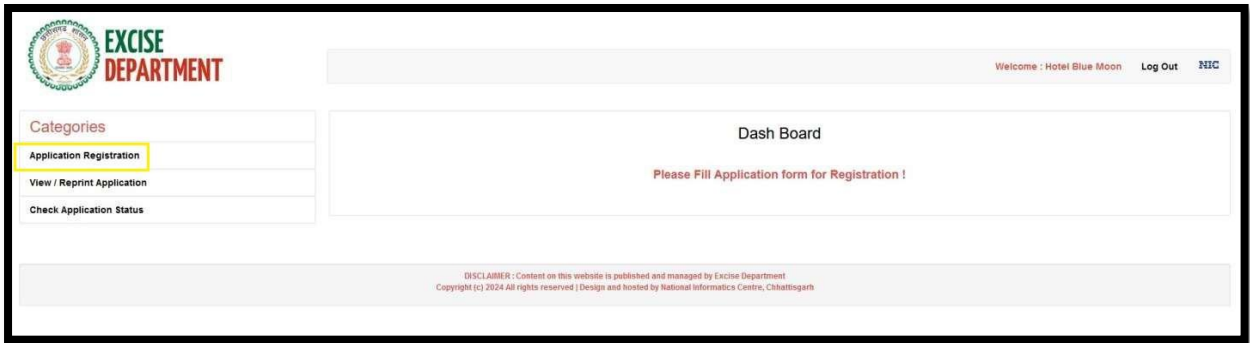
5.2. Apply for Licence

Please fill the required details, accept the terms and conditions and click on **Submit**.

The screenshot shows the 'Apply for License' form on the Excise Department website. The form includes fields for 'Select Licence Type' (C.S. 2-D), 'Licence Financial Year' (2020-2021), 'Shop Name', 'Authorized person's Mobile No.' (9826365963), 'Email' (APUCA999A@gmail.com), and 'Enter Udyam Aakanksha No.'. There is a 'Licence Mode' section with radio buttons for 'New' and 'Renewal'. A checkbox for 'I have read all the documents and accept the terms and conditions' is present. At the bottom, there are 'SUBMIT' and 'Close' buttons. A disclaimer at the very bottom states: 'DISCLAIMER : Content on this website is published and managed by Excise Department. Copyright ©2020 All rights reserved | Design and hosted by National Informatics Centre, Chhattisgarh'.

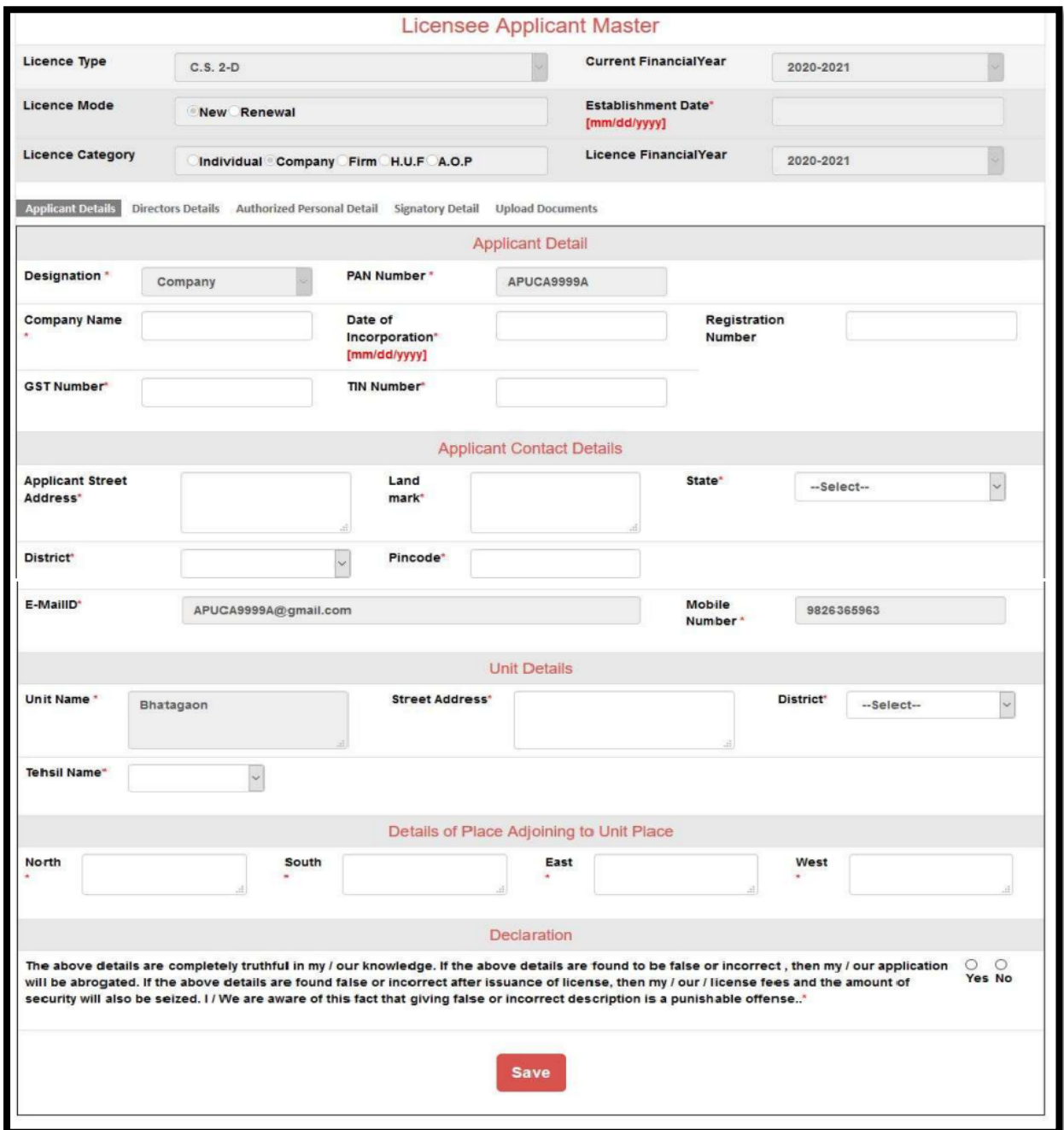


After form submission, dashboard will open. Now, click on **Application Registration**.



The screenshot shows the Excise Department dashboard. On the left, there is a sidebar with the Excise Department logo and a 'Categories' menu. The 'Application Registration' option is highlighted in yellow. The main content area is titled 'Dash Board' and contains a message: 'Please Fill Application form for Registration!'. At the bottom, there is a disclaimer: 'DISCLAIMER : Content on this website is published and managed by Excise Department. Copyright (c) 2024 All rights reserved | Design and hosted by National Informatics Centre, Chhattisgarh'.

1. License Applicant Master



The screenshot shows the 'Licensee Applicant Master' form. The form is divided into several sections:

- Licence Type:** C.S. 2-D
- Current Financial Year:** 2020-2021
- Licence Mode:** ☒ New ☐ Renewal
- Establishment Date*:** [mm/dd/yyyy]
- Licence Category:** ☐ Individual ☐ Company ☐ Firm ☐ H.U.F ☐ A.O.P
- Licence Financial Year:** 2020-2021
- Applicant Details:**
 - Designation*:** Company
 - PAN Number*:** APUCA9999A
 - Company Name*:** [Text Field]
 - Date of Incorporation*:** [mm/dd/yyyy]
 - Registration Number:** [Text Field]
 - GST Number*:** [Text Field]
 - TIN Number*:** [Text Field]
- Applicant Contact Details:**
 - Applicant Street Address*:** [Text Field]
 - Land mark*:** [Text Field]
 - State*:** --Select--
 - District*:** [Text Field]
 - Pincode*:** [Text Field]
 - E-MailID*:** APUCA9999A@gmail.com
 - Mobile Number*:** 9826365963
- Unit Details:**
 - Unit Name*:** Bhatagaon
 - Street Address*:** [Text Field]
 - District*:** --Select--
 - Tehsil Name*:** [Text Field]
- Details of Place Adjoining to Unit Place:**
 - North*:** [Text Field]
 - South*:** [Text Field]
 - East*:** [Text Field]
 - West*:** [Text Field]
- Declaration:**

The above details are completely truthful in my / our knowledge. If the above details are found to be false or incorrect, then my / our application will be abrogated. If the above details are found false or incorrect after issuance of license, then my / our / license fees and the amount of security will also be seized. I / We are aware of this fact that giving false or incorrect description is a punishable offense.*

☐ Yes ☐ No
- Save** button



2. Fill Directors Details:

Applicant Details **Directors Details** Authorized Personal Detail Signatory Detail Upload Documents

Owner Personal Detail

OwnerName * MR. RAJAT SHARMA Gender * ☒ Male ☐ Female

MaritalStatus * ☒ Single ☐ Married Father / Husband Name* PRAKASH SHARMA Relationship * Father

Date Of Birth* 05/02/1993 Age 27 (Years) 1 (Month) 14 (Days) Nationality Indian

Designation * Individual PAN Number* APUPA9977D

Present Contact Detail

Street Address* ASHWANI NAGAR House Number* 44 Land mark* TEMPLE

District* RAIPUR Tehsil Name* Raipur Police Station Name* shanti nagar

Rural/Urban Area* ☒ Urban ☐ Rural Village/City Name* Raipur Parishad * Nagar Nigam

Parishad Name * City WardNo* 66 City WardName* Shanti Nagar

Pincode* 492001 Telephone Number Mobile Number * 8669855898

E-MailID* testscreengmail.com

☒ Check here if Permanent Contact Detail is Same as Present

Street Address ASHWANI NAGAR House Number 44 Land mark TEMPLE

District RAIPUR Tehsil Name* Raipur Police Station Name* shanti nagar

Rural/Urban Area* ☐ Urban ☒ Rural Village/City Name* Raipur Parishad * Nagar Nigam

Parishad Name * City WardNo* 66 City WardName* Shanti Nagar

Pincode* 492001 Telephone Number Mobile Number * 8669855898

E-MailID* testscreengmail.com

Add

3. Fill Authorized Person Detail:

Applicant Details Directors Details **Authorized Personal Detail** Signatory Detail Upload Documents

Authorized Personal Detail

☒ Check here if Last Owner Details are same as Authorized Person Details

Authorized Person Name* MR. RAJAT SHARMA Gender * ☒ Male ☐ Female

Nationality ☒ Indian ☐ Non-Indian Father / Husband Name* PRAKASH SHARMA Relationship * Father

Date Of Birth* 05/02/1993 Age 27 (Years) 1 (Month) 14 (Days)

Designation * Individual PAN Number* APUPA9977D

Contact Detail

Street Address* ASHWANI NAGAR Land mark* TEMPLE District* RAIPUR

Tehsil Name* Raipur Pincode* 492001 Police Station Name* shanti nagar

Rural/Urban Area* ☒ Urban ☐ Rural Village/City Name* Raipur Parishad * Nagar Nigam

Parishad Name * City WardNo* 44 City WardName* Shanti Nagar

E-MailID* testscreengmail.com Mobile Number * 8669855898

Save & Proceed



4. Fill Signatory Details:

Applicant Details Directors Details Authorized Personal Detail **Signatory Detail** Upload Documents

Signatory Personal Detail

☒ Check here if Authorized Person Details are same as Signatory Details

Signatory Name* MR. RAJAT SHARMA Gender* ☒ Male ☐ Female

Nationality ☒ Indian ☐ Non-Indian Father / Husband Name* PRAKASH SHARMA Relationship* Father

Date Of Birth* 06/02/1993 Age 27 (Years) 1 (Month) 14 (Days)

Designation* Individual PAN Number* APUPA9977D

Contact Detail

Street Address* ASHWANI NAGAR Land mark* TEMPLE District* RAIPUR

Tehsil Name* Raipur Pincode* 492001 Police Station Name* Shanti Nagar

Rural/Urban Area* ☒ Urban ☐ Rural Village/City Name* Raipur Parishad* Nagar Nigam

Parishad Name* City WardNo* 44 City WardName* Shanti Nagar

E-MailID* testscreen@gmail.com Mobile Number* 6668855212

Save & Proceed

Note: Please wait for department verification process by officers. After successful department verification process the **Generate challan panel** will open for applicants.

Click on, **Generate New Challan** Button and then fill challan form:

EXCISE payment

Welcome : NEW BOTTLING Home Log Out etc.

E-Payment Challan Reconciliation Reprint Challan N O C

Generate Challan

Generate New Challan

DISCLAIMER : Content on this website is published and managed by Excise Department. Copyright © 2020 All rights reserved. Design and hosted by National Informatics Centre, Chandigarh.

5.3. Pay Licence Fees

Upload required documents with specific size and type than click on upload & make payment button

Applicant Details Officer Commanding Details Authorized Person Details **Upload Documents**

File Name	File Type	View Documents	File Size
Pan, TIN, GST Copy	Pdf Only	Choose File	No file chosen


Upload File size Less Than 1 MB

Upload & Make Payment



After Successful Payment of Application Fees, Click on **Final Submission**

DISCLAIMER : Content on this website is published and managed by Excise Department | Copyright © 2020 All rights reserved | Design and hosted by National Informatics Centre, Chhattisgarh

 **EXCISE
DEPARTMENT**

Welcome : NEW BREWQDS Home Log Out nic

E-Payment Challan Reconciliation Reprint Challan

Dash Board

List of Challan for Application, Please Submit first !!

Select ChallanNo	Fees	Fees Type	District Name
EX0606200000191	20000.0000	License Fees	RAIPUR
Total	0		

Final Submission

DISCLAIMER : Content on this website is published and managed by Excise Department | Copyright © 2020 All rights reserved | Design and hosted by National Informatics Centre, Chhattisgarh



Single Window System (<https://oneclick.cgstate.gov.in>)

