



Chhattisgarh Unified Industrial Portal

Government of Chhattisgarh

User Manual

For

Application for Boilers Renewal

(Boiler Inspectorate)

Table of Contents

1. Overview of Boiler Services	1
2. How to Get Started.....	1
3. How to Login	1
4. Dashboard.....	2
4.1. Boiler Renewal by Self Certification.....	4
4.1.1. User enter the Boiler Details.....	4
4.1.2. User enter the Remnant Life Assessment (RLA) Details	5
4.1.3. User enter the Boiler Situation Details	5
4.1.4. User enter the Boiler Operation Engineer's Details.....	5
4.1.5. User enter the Promoter and Owner Details.....	7

1. Overview of Boiler Services

This software solution is designed to streamline the management of industrial and commercial boiler services. It aims to improve safety, efficiency, and compliance by digitizing workflows and automating key functions. The system will provide real-time monitoring, maintenance scheduling, and detailed reporting to ensure the continuous and optimal operation of boiler systems.

Purpose of Boiler Renewal by Self Certification: This service allows users to review and approve renewal requests for industrial units. The process, managed by the unit's certified Boiler Technician, ensures compliance with safety and operational standards. It verifies that all necessary inspections and documents are complete before granting final authorization.

2. How to Get Started

Enter the application URL (<https://oneclick.cgstate.gov.in>) in the browser and the page navigates to the Home page of the SWS application.

3. How to Login

The user to login with the credentials into the application in the home and login page as a **Figure 3.1 & 3.2**.




Figure 3.1: Homepage Screen



Enter the registered User Name

Enter the Captcha, which is shown on the side and click Next option

Department of Commerce & Industries
Government of Chhattisgarh

The Department of Commerce and Industries, Government of Chhattisgarh is a pivotal body responsible for the promotion and development of trade, commerce, and industrial growth within the state of Chhattisgarh, India.

Established with the aim of enhancing the economic landscape of the state, the department focuses on creating a conducive environment for businesses and industries to thrive, thereby contributing to the overall prosperity and employment generation for the people of Chhattisgarh.

Login

User Name

Captcha

uh9Ur1

Next

[Forgot User Name?](#) [Register](#) [Back to Home](#)

For technical support please contact us at invest-support@cg.gov.in

Figure 3.2: Login Screen (A)

The Login page (as shown in **Fig. 3.3**) offers two login methods: **Login with Password** or **Login with OTP**. Choose your preferred option, then enter either your password or the OTP number to proceed.

Department of Commerce & Industries
Government of Chhattisgarh

The Department of Commerce and Industries, Government of Chhattisgarh is a pivotal body responsible for the promotion and development of trade, commerce, and industrial growth within the state of Chhattisgarh, India.

Established with the aim of enhancing the economic landscape of the state, the department focuses on creating a conducive environment for businesses and industries to thrive, thereby contributing to the overall prosperity and employment generation for the people of Chhattisgarh.

Login

Login with Password

OR

Login with OTP

[Back to Login](#) [Forgot Password?](#)

For technical support please contact us at invest-support@cg.gov.in

Figure 3.3: Login Screen (B)

4. Dashboard

After a successful login, the page navigates to the Investor Dashboard (refer to **Fig. 4.1**), which includes step-by-step instructions for applying services.



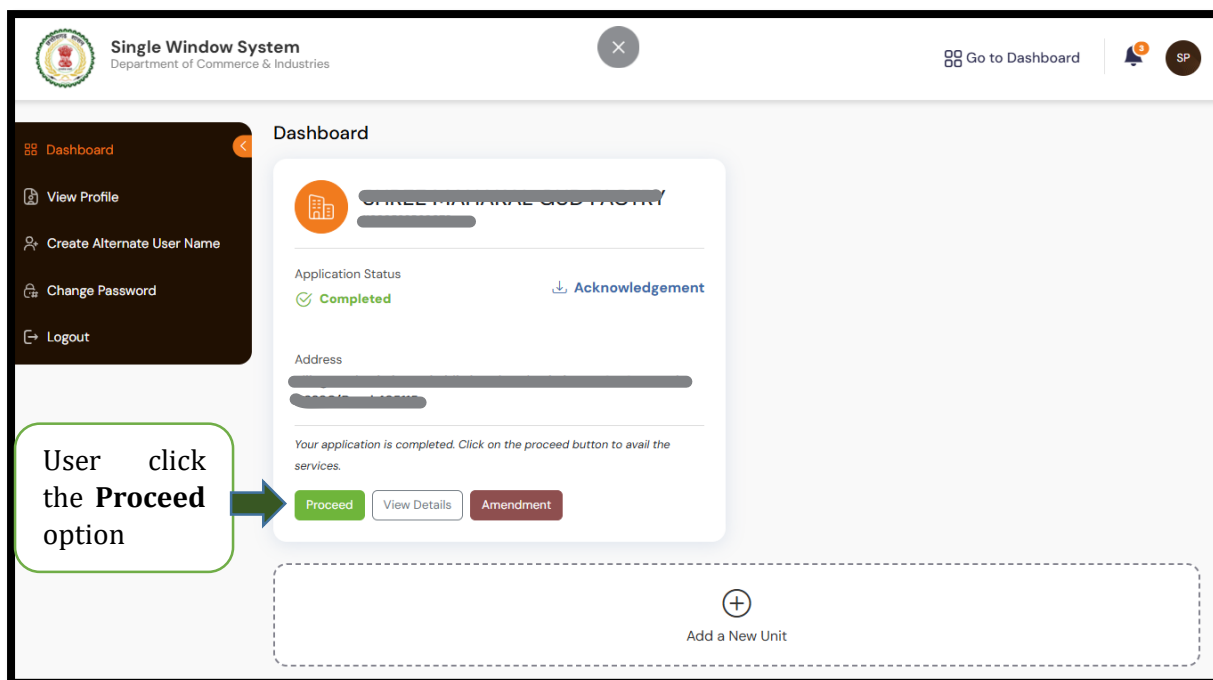


Figure 4.1: Dashboard Screen

On the services page, refer to **Figure 4.2**, which displays all Boiler Inspectorate. In the Application section, select the option to apply for Application for Boilers Renewal (Self Certification).

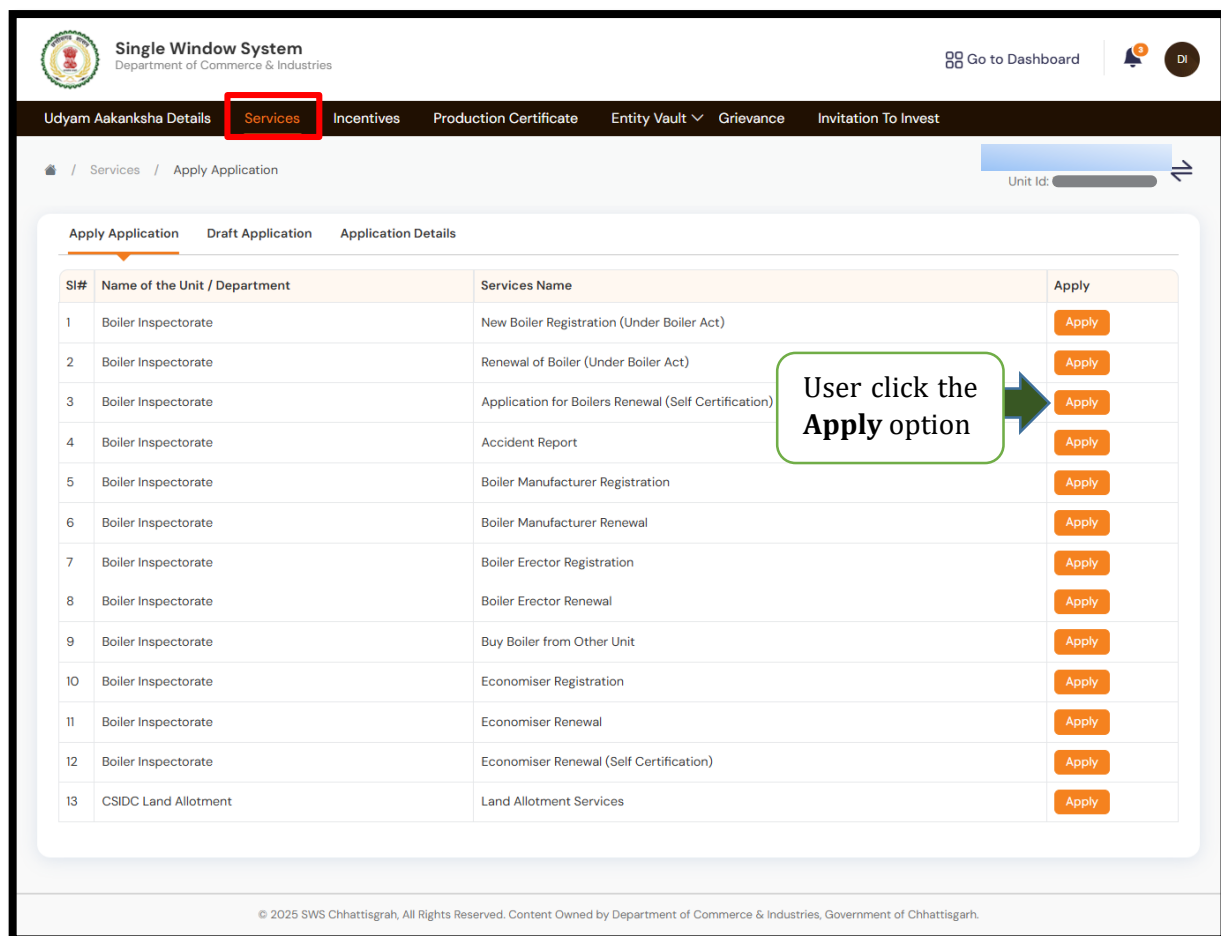


Figure 4.2: Services Screen

4.1. Boiler Renewal by Self Certification

After clicking the apply option, a Boiler Renewal by Self Certification Services screen appears in the application, as shown in **Figure 4.3**.

4.1.1. User enter the Boiler Details

- **Registered Number of Boiler:** Enter the Boiler Registration Number.
- **Type of Boiler:** Select the boiler type from the dropdown menu.
- **Max Continuous Evaporation in (TPH):** Enter the maximum continuous evaporation.
- **Hydraulically Tested on:** Enter the date of the hydraulic test.
- **Tested Pressure (kg / cm²):** Enter the tested pressure.
- **Rating (in M²):** Enter the size of the bare tube.
- **Approved Working Pressure (Kg / cm²):** Enter the approved working pressure.
- **Place of Manufacture:** Enter the place where the boiler was manufactured.
- **Year of Manufacture:** Enter the year of manufacture.
- **Repairs Carried out:** Select "Yes" or "No" using the radio buttons.
- **Zone:** Enter the zone.
- **Expected Number of Joints:** Enter the expected number of joints.
- **Materials:** Enter the materials used.
- **Size:** Enter the size.
- **Add More:** Click this button to add more details.

Single Window System
Department of Commerce & Industries

Go to Dashboard

Udyam Aakanksha Details Services Incentives Production Certificate Entity Vault Grievance Invitation To Invest

Unit Id:

Application for Boiler's Renewal (Self Certification) (*) Indicated fields are mandatory

Udyam Aakanksha / Unit Number View Udyam Aakanksha Certificate

Boiler Details

Registered Number of Boiler *

Type of Boiler *

Max Continuous Evaporation in (TPH) *

Hydraulically Tested on *

Tested Pressure (kg / cm²) *

Bare Tube Rating (in M²) *

Approved Working Pressure (Kg / cm²) *

Place of Manufacture *

Year of Manufacture *

Repairs Carried out *

☒ Yes ☐ No

Zone *

Expected Number of Joints *

Materials *

Size *

Add More

Figure 4.3: Boiler Renewal Self Certification – Boiler Details



4.1.2. User enter the Remnant Life Assessment (RLA) Details

If select **No** in Repairs Carried out selection, a Remnant life Assessment (RLA) screen appears in the application, as shown in **Figure 4.4**.

- **Remnant Life Assessment (RLA) Carried Out:** Select "Yes" to enable this section.
- **Year:** Select the year from the dropdown menu.
- **Validity:** Select the validity period from the "From" and "To" dates.
- **Date of Issue:** Select the date of issue from the date picker.
- **Place of Issue:** Enter the place of issue.
- **Inspection Date:** Select the inspection date from the calendar.
- **Description of Boiler and Age:** Enter the description and age of the boiler.

Figure 4.4: Boiler Renewal Self Certification – RLA

4.1.3. User enter the Boiler Situation Details

User must enter the boiler information, such as Unit Name, Area, District Name, and Pin Code.

Figure 4.5: Boiler Renewal Self Certification – Boiler Situation

4.1.4. User enter the Boiler Operation Engineer's Details

- **Boiler Operation Engineer's (BOE's) Details:** Enter the Name and State.
- **Certificate Number:** Enter the certificate number.



- **Is BOE from Other State:** Select "Yes" or "No" to indicate if the BOE is from another state.
- **Endorsement Number in C.G.:** Enter the endorsement number.
- **Validity Upto:** Enter the validity of the endorsement number.
- **Address, Qualification and Specialization:** Enter the address, qualification and specialization.
- **Upload Certificate:** Upload the certificate.
- **Does the BOE have 5 Years of Experience:** Select "Yes" or "No" to confirm the BOE's experience.
- **Download Self Certificate:** Click the link to download the self-certificate.
- **Upload Self Certificate:** Upload the self-certificate.
- **Experience Certificate:** Upload the experience certificate.
- **Mode of Inspection is Online Under Regulation 376 (FF):** Select "Yes" or "No".
- **Download Form 19:** Click the link to download Form 19.
- **Upload Form 19:** Upload the completed Form 19.

Boiler Operation Engineer's (BOE's) Details

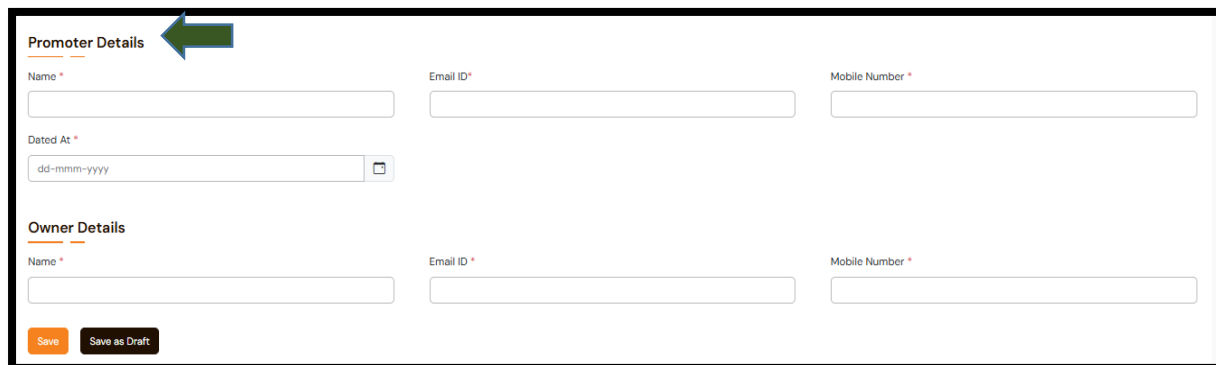
Name * <input style="width: 100%;" type="text"/>	State * <div style="border: 1px solid #ccc; padding: 2px; text-align: center;">Select State ▼</div>	Certificate Number * <input style="width: 100%;" type="text"/>
Is BOE from Other State * <input checked="" type="radio"/> Yes <input type="radio"/> No	Endorsement Number in C.G. * <input style="width: 100%;" type="text"/>	Validity Upto * <div style="border: 1px solid #ccc; padding: 2px;">dd-mmm-yyyy </div>
Address Line 1 * <input style="width: 100%;" type="text"/>	Address Line 2 * <input style="width: 100%;" type="text"/>	Qualification * <input style="width: 100%;" type="text"/>
Specialization * <input style="width: 100%;" type="text"/>	Upload Certificate <div style="border: 1px solid #ccc; padding: 2px; display: flex; justify-content: space-between; align-items: center;"> No File Chosen </div> <p style="font-size: 0.8em; color: red;">Max 2MB. Allowed file types: .pdf.</p>	
Does the BOE have 5 Years of Experience Singly or Cumulatively in the Following Fields Related to Boiler Design / Manufacture / Commissioning / Operation & Maintenance / Inspection & Certification / High Pressure Welding Inspection? * <input checked="" type="radio"/> Yes <input type="radio"/> No		
Download Self Certificate (Format) Download Document	Upload Self Certificate <div style="border: 1px solid #ccc; padding: 2px; display: flex; justify-content: space-between; align-items: center;"> No File Chosen </div> <p style="font-size: 0.8em; color: red;">Max 2MB. Allowed file types: .pdf</p>	Experience Certificate <div style="border: 1px solid #ccc; padding: 2px; display: flex; justify-content: space-between; align-items: center;"> No File Chosen </div> <p style="font-size: 0.8em; color: red;">Max 2MB. Allowed file types: .pdf</p>
Mode of Inspection is Online Under Regulation 376 (FF) * <input checked="" type="radio"/> Yes <input type="radio"/> No	Download Form 19 (Format) Download Document	*Upload Form 19 <div style="border: 1px solid #ccc; padding: 2px; display: flex; justify-content: space-between; align-items: center;"> No File Chosen </div> <p style="font-size: 0.8em; color: red;">Max 2MB. Allowed file types: .pdf.</p>



Figure 4.6: Boiler Renewal Self Certification – BOE's

4.1.5. User enter the Promoter and Owner Details

- **Promoter Details:** Enter the Name, Mobile Number, and Email ID.
- **Dated At:** Select the date of application submission.
- **Owner Details:** Enter the owner's details.
- **Save:** Click this button to submit the application.
- **Save as Draft:** Click this button to save the application as a draft for later completion.



The screenshot displays a web form for 'Boiler Renewal Self Certification'. It is divided into two main sections: 'Promoter Details' and 'Owner Details'. The 'Promoter Details' section includes input fields for 'Name *', 'Email ID *', and 'Mobile Number *', along with a 'Dated At *' date picker. The 'Owner Details' section also has input fields for 'Name *', 'Email ID *', and 'Mobile Number *'. At the bottom left, there are two buttons: 'Save' (orange) and 'Save as Draft' (dark grey). A green arrow points to the 'Promoter Details' header.

Figure 4.7: Boiler Renewal Self Certification – Promoter and Owner

After clicking the **Save** option, a successful pop-up will appear on the screen as a **Figure 4.8**.

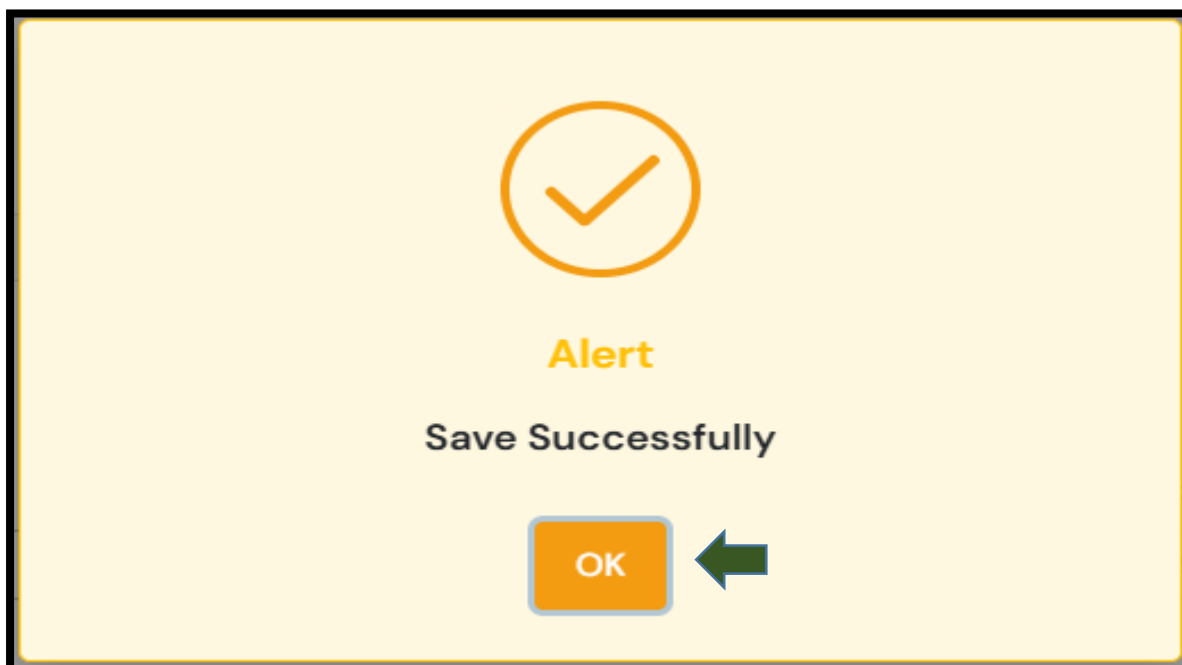


Figure 4.8: Successful Pop-up

After successfully saving the Boiler Renewal Self Certification, details are displayed in the Application for Boiler Renewal section, as shown in **Figure 4.9**.

- Click on **Submit** button to submit the details.
- To cancel the submission, click on the **Cancel** button.
- To update any changes, click on the **Edit** button.

Single Window System
Department of Commerce & Industries

Unit Id: _____

Application for Boiler's Renewal (Self Certification)

Udyam Akaanksha / Unit Number: _____ [View Udyam Akaanksha Certificate](#)

Boiler Details

Registered Number of Boiler: _____	Type of Boiler: Water Tube	Max Continuous Evaporation in (TPH): 20 TPH
Hydraulically Tested on: 01-Aug-2025	Tested Pressure (kg / cm ²): 20 kg/cm²	Bare Tube Rating (in M ²): 20 kW
Working Pressure (Kg /cm ²): 20 kg/cm²	Place of Manufacture: Raipur	Year of Manufacture: 1924

Repairs Carried out: ☐ Yes ☒ No

Remnant Life Assessment (RLA) Carried Out: ☐ Yes ☒ No

Validity To: **01-Aug-2025**

Year: **--**

Validity From: **01-Aug-2024**

Date of Issue: **01-Aug-2024**

Place of Issue: **Raipur**

Inspection Date: **02-Aug-2025**

Description of Boiler and Age: **The boiler is a 20 TPH water tube type designed and manufactured by L&T in 2017. It has been in consistent operation and underwent successful RLA in 2022. Repairs and testing have been done as per IBR norms.**

Boiler Situation

Unit Name: _____

Area: ☒ Rural ☐ Urban

District: **Raipur**

Pincode: **420163**

Boiler Operation Engineer's (BOE's) Details

Name: _____

State: **Chhattisgarh**

Certificate Number: _____

Is BOE from Other State: ☐ Yes ☒ No

Address Line 1: **Santi Nagar**

Address Line 2: **Shanti Nagar**

Qualification: **mechanical**

Specialization: **boiler**

[Download Certificate](#)

Does the BOE have 5 Years of Experience Singly or Cumulatively in the Following Fields Related to Boiler Design / Manufacture / Commissioning / Operation & Maintenance / Inspection & Certification / High Pressure Welding Inspection?
☐ Yes ☒ No

Experience Certificate: [Download Document](#)

Mode of Inspection is Online Under Regulation 376 (FP): ☒ Yes ☐ No

[Download Form 19 Document](#)

Promoter Details

Name: _____

Email ID: _____

Mobile Number: _____

Dated At: **01-Aug-2025**

Owner Details

Name: _____

Email ID: _____

Mobile Number: _____

[Submit](#) [Edit](#) [Cancel](#)

© 2025 SWS Chhattisgarh, All Rights Reserved. Content Owned by Department of Commerce & Industries, Government of Chhattisgarh.

Figure 4.9: Boiler Renewal Self Certification – Application Details Screen

After clicking the **Save** option, a successful pop-up will appear on the screen as a **Figure 4.10**.

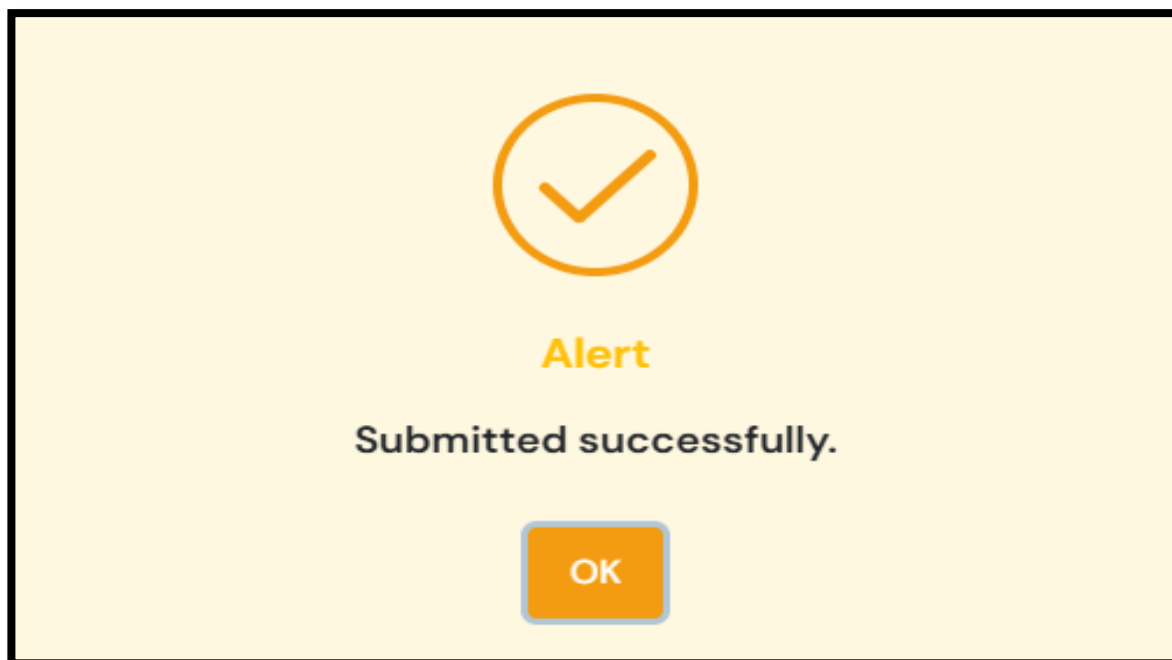



Figure 4.10: Confirmation Pop-up


The application has been successfully registered in the Boiler Renewal Self Certification Section, as shown in **Figure 4.11**.



Single Window System

Department of Commerce & Industries

Go to Dashboard

 0

RS

Udyam Aakanksha Details

Services

Incentives

Production Certificate

Entity Vault

Grievance

Invitation To Invest

Services

Application Details

Unit Id:

Apply Application

Draft Application

Application Details

Sl#	Application No.	Department Name	Service Name	Unit Name	Submitted on	Updated on	Application Status	Pending With	Download Certificate	
									Provisional	Final
1		Boiler Inspectorate	Application for Boilers Renewal (Self Certification)	Solutions and service	05-Aug-2025 11:08 AM		Applied			
2		Boiler Inspectorate	Application for Boilers Renewal (Self Certification)	Solutions and service	05-Aug-2025 10:45 AM		Applied			
3		Boiler Inspectorate	Boiler Manufacturer Registration	Solutions and service	30-Jun-2025 12:57 PM		Review Inspection Report			

Figure 4.11: Application Details Screen