



Chhattisgarh Unified Industrial Portal

Government of Chhattisgarh

User Manual

For

Margin Money Subsidy

(Pre- Production Incentives)

Table of Contents

1. Overview.....	1
2. How to Get Started.....	1
3. How to Login	1
4. Dashboard.....	2
5. Margin Money Subsidy.....	4
5.1. Application for Margin Money Subsidy.....	4
5.2. Margin Money View Application.....	9
5.3. Margin Money Draft Application	11

1. Overview

The Single Window Portal (SWP) is designed to allow eligible entrepreneurs and micro or small enterprises to apply for financial assistance under government schemes that help reduce initial project costs through margin money support.

Purpose: This document serves as a step-by-step guide to facilitate access to financial assistance for eligible entrepreneurs and enterprises by streamlining the application process under government schemes that provide margin money support for project funding.

2. How to Get Started

Enter the application URL (<https://oneclick.cgstate.gov.in>) in the browser and the page navigates to the Home page of the SWS application.

3. How to Login

The user to login with the credentials into the application in the home and login page as a **Figure 3.1 & 3.2**.




Figure 3.1: Homepage Screen



Enter the registered User Name

Enter the Captcha, which is shown on the side and click Next option

Department of Commerce & Industries
Government of Chhattisgarh

The Department of Commerce and Industries, Government of Chhattisgarh is a pivotal body responsible for the promotion and development of trade, commerce, and industrial growth within the state of Chhattisgarh, India.

Established with the aim of enhancing the economic landscape of the state, the department focuses on creating a conducive environment for businesses and industries to thrive, thereby contributing to the overall prosperity and employment generation for the people of Chhattisgarh.

Login

User Name

Captcha

uh9Ur1

Next

[Forgot User Name?](#) [Register](#) [Back to Home](#)

For technical support please contact us at
invest-support@cg.gov.in

Figure 3.2: Login Screen (A)

The Login page (as shown in **Fig. 3.3**) offers two login methods: **Login with Password** or **Login with OTP**. Choose your preferred option, then enter either your password or the OTP number to proceed.

Department of Commerce & Industries
Government of Chhattisgarh

The Department of Commerce and Industries, Government of Chhattisgarh is a pivotal body responsible for the promotion and development of trade, commerce, and industrial growth within the state of Chhattisgarh, India.

Established with the aim of enhancing the economic landscape of the state, the department focuses on creating a conducive environment for businesses and industries to thrive, thereby contributing to the overall prosperity and employment generation for the people of Chhattisgarh.

Login

User Name

Login with Password

OR

Login with OTP

[Back to Login](#) [Forgot Password?](#)

For technical support please contact us at
invest-support@cg.gov.in

Figure 3.3: Login Screen (B)

4. Dashboard

After a successful login, the page navigates to the Investor Dashboard (refer to **Fig. 4.1**), which includes step-by-step instructions for applying Incentives.



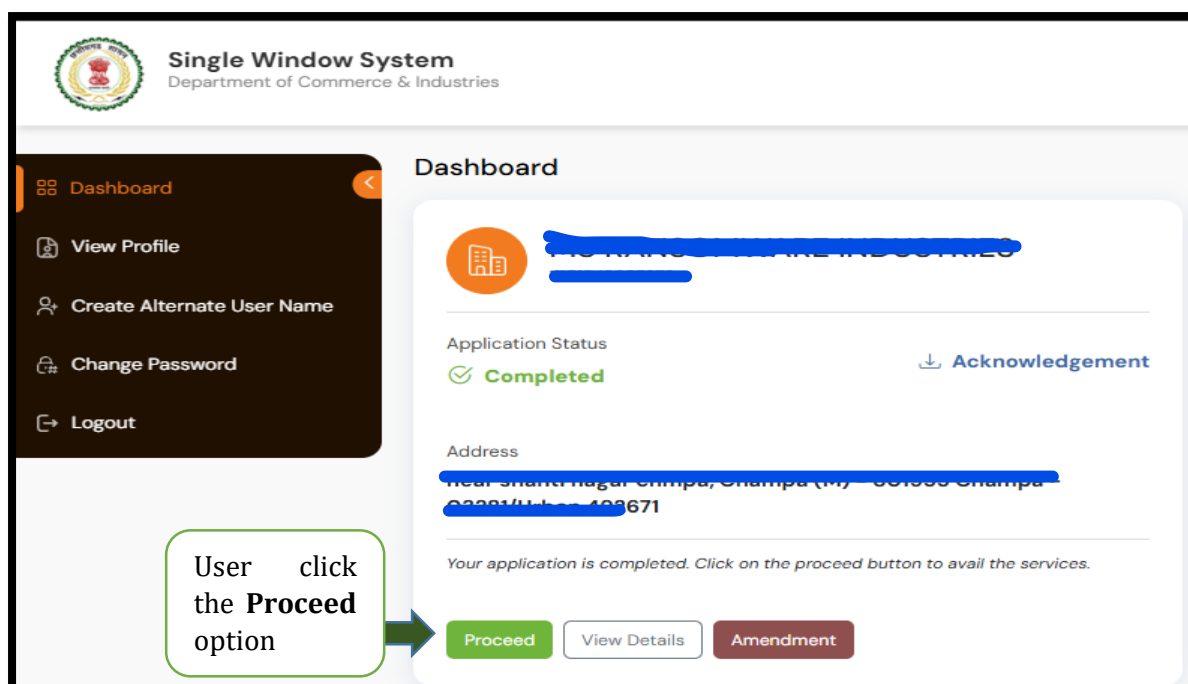


Figure 4.1: Dashboard Screen

On the Incentives page, refer to **Figure 4.2**, which displays all incentives. In the Application section, select the option to apply for Margin Money Subsidy.

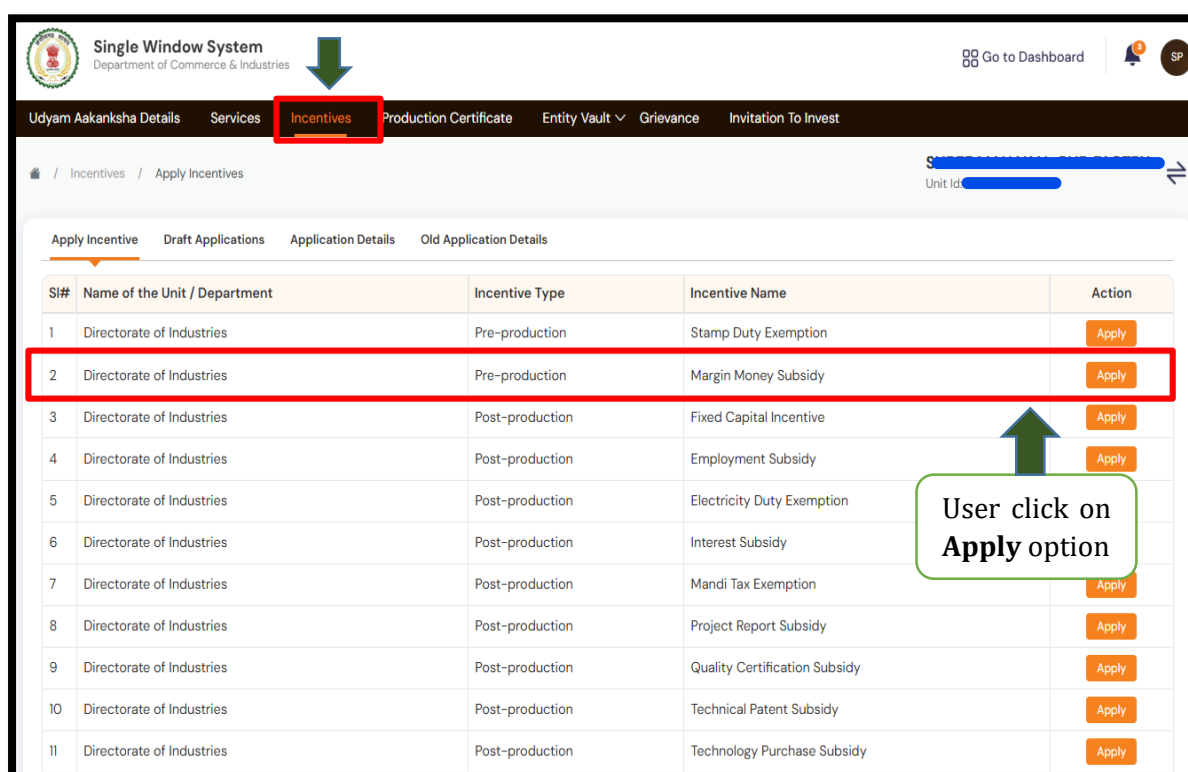


Figure 4.2: Incentives Screen



5. Margin Money Subsidy

Investors can apply for margin money subsidy without having a production certificate means the incentive can be availed before the product certificate. The investor can also apply for this incentive after getting the production certificate.

- The total capital investment value and the source of capital investment must be the same.
- This incentive is applicable only to industries classified as "New." Existing industries are not eligible.
- Only Micro and Small industries are eligible for this subsidy; Medium and Large industries are excluded.
- This incentive can only be availed once.

5.1. Application for Margin Money Subsidy

After clicking the 'Apply' option, the 'Application for Margin Money' screen is displayed, as shown in Figure 5.1. If not already uploaded, the user must upload the required document or certificate in the Entity Vault.

Single Window System
Department of Commerce & Industries

Go to Dashboard

Udyam Aakanksha Details Services Incentives Production Certificate Entity Vault ▾ Grievance Invitation To Invest

Incentives / Margin Money Subsidy

Application For Margin Money Subsidy

Checklist for Application

1. Caste Certificate / Ex-serviceman Certificate / Retired Agni veer Certificate / Certificate for Naxal Affected Person / Physically Disabled Certificate / Transgender Certificate.
2. Loan Sanction letter

Note:- All data entered during Udyam Aakanksha will be considered for this application. If you want any changes, please amend your Udyam Aakanksha details. Click here to [Amend Udyam Aakanksha](#).

☒ I Agree ☐ I Don't Agree

Proceed

Click on **I Agree** option and **Proceed** for application process

Or, click on **I Don't Agree** option and then **Proceed**

Figure 5.1: Margin Money Application

Upon agreeing, the basic information is automatically fetched from Udyam Akanksha, such as the Udyam Akanksha Number, Industrial Unit Name, Industry Type, Type of Organization, Enterprise Type, and Enterprise Category, as shown in **Figure 5.2**.



Single Window System
Department of Commerce & Industries

Go to Dashboard

Udyam Askanksha Details Services Incentives Production Certificate Entity Vault Grievance Invitation To Invest

Incentives / Margin Money Subsidy

MS RANSOMWARE INDUSTRIES
Unit Id: T101B42607979

Application for Margin Money Subsidy (*) Indicated fields are mandatory

Basic Information

Udyam Askanksha Number
Name of Enterprise
Industry Type
Type of Organization
Enterprise Type
Enterprise Category

Society
Manufacturing
New
Micro

Proposed Capital Investment (₹ in Lakh)

Category	Proposed
Land Including Land Development	2
Shed / Building	1
Plant & Machinery	1
Electricity Installation	1
Water Supply	1
Others	1
Total Capital Investment	7

Figure 5.2: Margin Money Application – Basic Information

In the **Source of Capital Investment** section, enters the investment amount in the designated text box and include the Margin Money Subsidy Claim from the Government as shown in **Figure 5.3**.

Source of Capital Investment

Sl#	Name	Amount (₹ in Lakh)
1	Own Source	2
2	Equity Capital	1
3	Loan from Financial Institutions	0
4	Loan from Bank	4
Total		7

Margin Money Subsidy Claim from Government

Figure 5.3: Margin Money Application – Source of Capital Investment

In the **Financial Details** section, under the Type of Financial Institution, as shown in **Figure 5.4**.

- Select the **Bank**, choose the bank name from the drop-down menu, and enter the branch name.
- If the user selects **Financial Institution**, enter the Bank Name and Branch Name.
- Click on the **Add** option.



Figure 5.4: Margin Money Application – Financial Details

- The details added are displayed in a tabular format.
- To delete the record details, click on the **Delete** (🗑️) icon.

Sl#	Type of Financial Institution(s)	Financial Institution Name	Bank Name	Branch Name	Action
1	Bank	NA	State Bank of India	Raipur Main Branch	

Figure 5.5: Margin Money Application – Financial Details

In the **Employment Potential** section, the user enters employment details and carefully reads the declaration points before ticking the declaration checkbox.

Category	Proposed
Managerial	1
Skilled	2
Unskilled	3
Total Employment	6

☒ It is declared that employment will be provided to domicile of Chhattisgarh in the ratio as per mandate of Industrial Development Policy 2024-30.
☒ It is declared that in case of women entrepreneur 50% of the employment in each category will be provided to the women.

Back **Save** Save as Draft

User click the **Save** option

To save the details in the draft format and submit it later, click on the **Save as Draft** option

Figure 5.6: Margin Money Application – Employment Potential



After clicking the **Save** option, the dashboard shown in **Figure 5.7** displays all the details and information submitted by the user. The user should carefully read the declaration points before ticking the declaration checkbox.

Single Window System
Department of Commerce & Industries

MS RANSOMWARE INDUSTRIES
Unit Id: III01842607979

Incentives / Margin Money Preview

Application for Margin Money Subsidy

Basic Information

Udyam Aakanksha Number: [REDACTED] Industrial Unit Name: [REDACTED] INDUSTRIES Industry Type: New

Type of Organization: Society Enterprise Category: Micro

Address Details

Sl#	Area	Address 1	Address 2	District	Block	ULB	Tehsil	Village / Town	PIN Code	Kh. Nui
1	Urban	near shanti nagar chmpa		Janjgir-Champa		NA	Champa		492671	

Corporate / Office Address Details

Address Line 1: [REDACTED] Address Line 2: [REDACTED] Champa - 03281/Urban Country: INDIA

State: Chhattisgarh District: Janjgir-Champa Block:

Tehsil: Village / Town: PIN Code: 492671

Mobile Number: [REDACTED] Email ID: [REDACTED]

Product / Service Information

Nature of Activity: Manufacturing

Product Details (As per National Product Classification - 2011 defined by Ministry of Statistics and Program Implementation)

Sl#	Product Name	Activity Code	Capacity	Unit of Measurement	Product Description
1	Bricks others	3732003	100000		

Entrepreneur Details

Sl#	Entrepreneur Name	Gender	Category	Equity participation in Percent
1	pranchal mishra	Male	General	100%

Application for Margin Money

☒ I/We, hereby solemnly affirm and declare that:

- It is hereby certified that the industrial unit has thoroughly studied the "Chhattisgarh State Margin Money Subsidy Rules, 2024" and will fully comply with all its provisions.
- It is hereby certified that the information provided in the application form is completely true, no facts have been concealed, nor have any false statements been made.
- I accept the procedure for subsidy disbursement as prescribed under the Chhattisgarh State Margin Money Subsidy Rules, 2024.
- A minimum of 5% of the margin money for the project will be arranged from own sources.
- It is also solemnly declared that the industrial unit shall provide employment to the domiciles of the state in the industry — 100% in unskilled, 70% in skilled, and 40% in managerial categories — for a period of five years from the date of commencement of minimum production.
- No claim shall be made against the department for any delay in receiving the subsidy.
- The industrial unit has not applied for or received any margin money subsidy from any department/corporation/board/commission/financial institution/bank of the Government of India or State Government.
- If the above information is found to be incorrect/erroneous/false or if any of the declarations are found to be violated, then the grant amount received shall be refunded within 30 days from the date of the demand letter issued by the sanctioning authority, along with a simple annual interest of 12.5% as prescribed.
- Consent is given for the adjustment of the subsidy amount under other subsidies as well.

Submit **Edit** **Cancel**

© 2024 SWS Chhattisgarh, All Rights Reserved. Chhattisgarh Department of Commerce & Industries, Government of India

Click on **Submit** option to submit the details

To update any changes, click on the **Edit** option

To cancel the submission, click on the **Cancel** option

Figure 5.7: Margin Money Application



The user will receive a confirmation pop-up message in the application as shown in **Figure 5.8**.

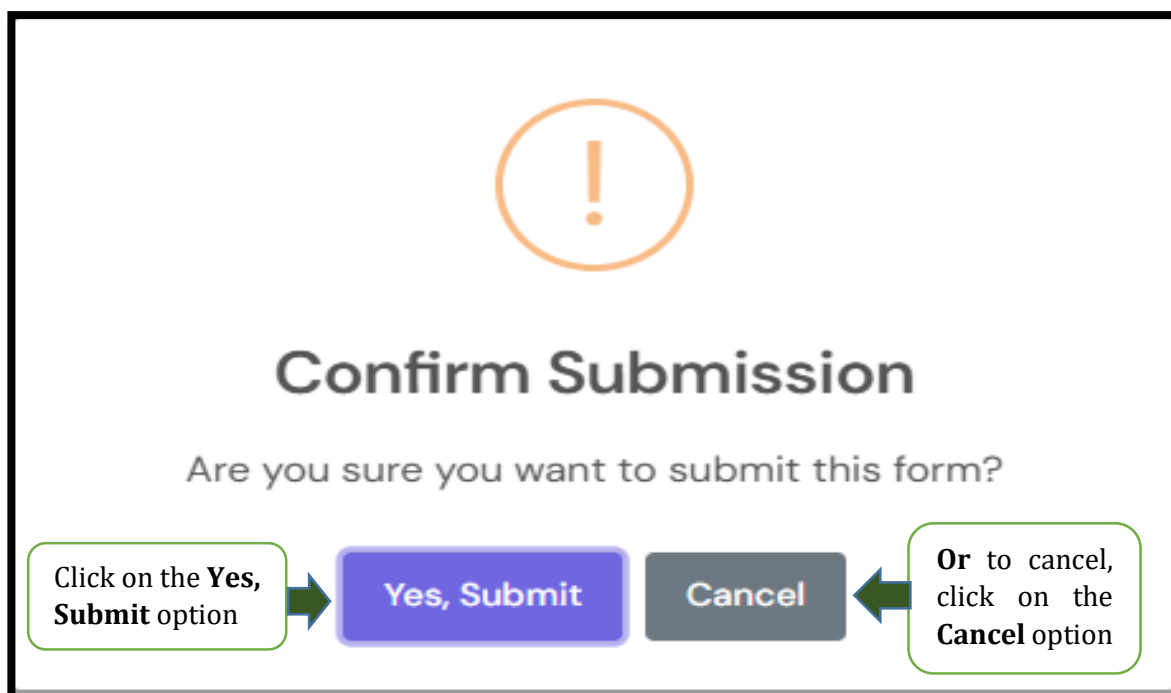


Figure 5.8: Confirmation Pop-up Screen

Upon successful submission of your application, a confirmation pop-up will appear on your screen, as shown in **Figure 5.9**.

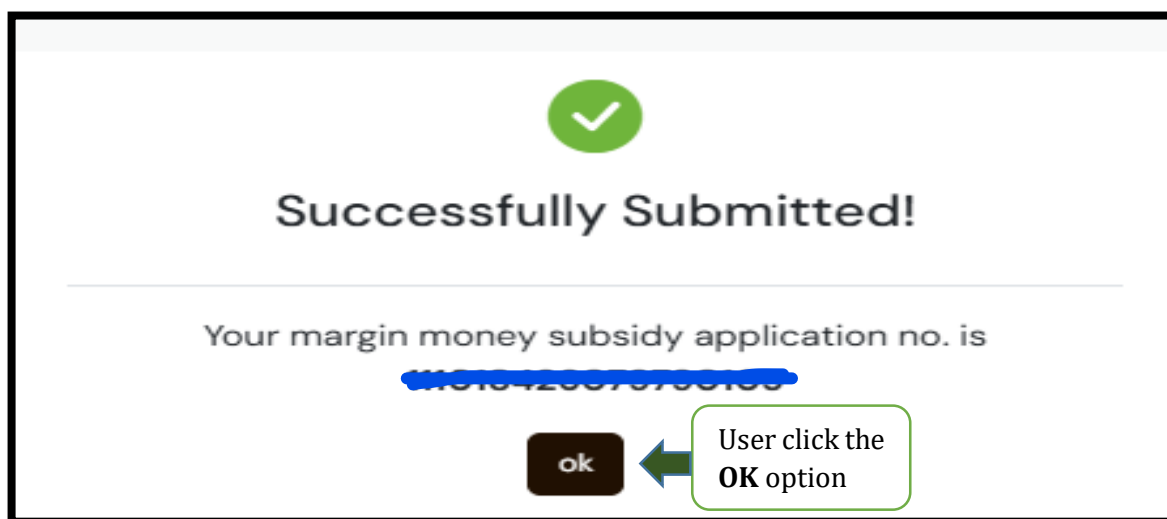


Figure 5.9: Successful Pop-up Screen

For the services availed, click on **Please Share Your Feedback** to share your feedback and responses if any.

- Rate the facilities availed by clicking on the Stars provided.
- Select from either **Yes or No** option and confirm whether after submitting the application, a confirmation message is received or not.
- Add additional comment or feedback if any, in the textbox.



- Click on **Submit** button.
- On clicking the submit button, the response is submitted.

Single Window System
Department of Commerce & Industries

Go to Dashboard

Share Your Feedback

How would you rate the ease of navigation and the usability of portal's interface

★★★★☆

How likely you are to recommend our portal to others?

★★★★☆

How was your overall experience on our portal

★★★★☆

After submitting your application, did you receive a confirmation notification?

☒ Yes ☐ No

Additional Comments, Suggestions or Feedback

Submit **Skip**

Figure 5.10: Share Your Feedback

5.2. Margin Money View Application

Get navigated back to the dashboard section.

Single Window System
Department of Commerce & Industries

Dashboard

Application Status
Completed [Acknowledgement](#)

Address
[Redacted Address]

Your application is completed. Click on the proceed button to avail the services.

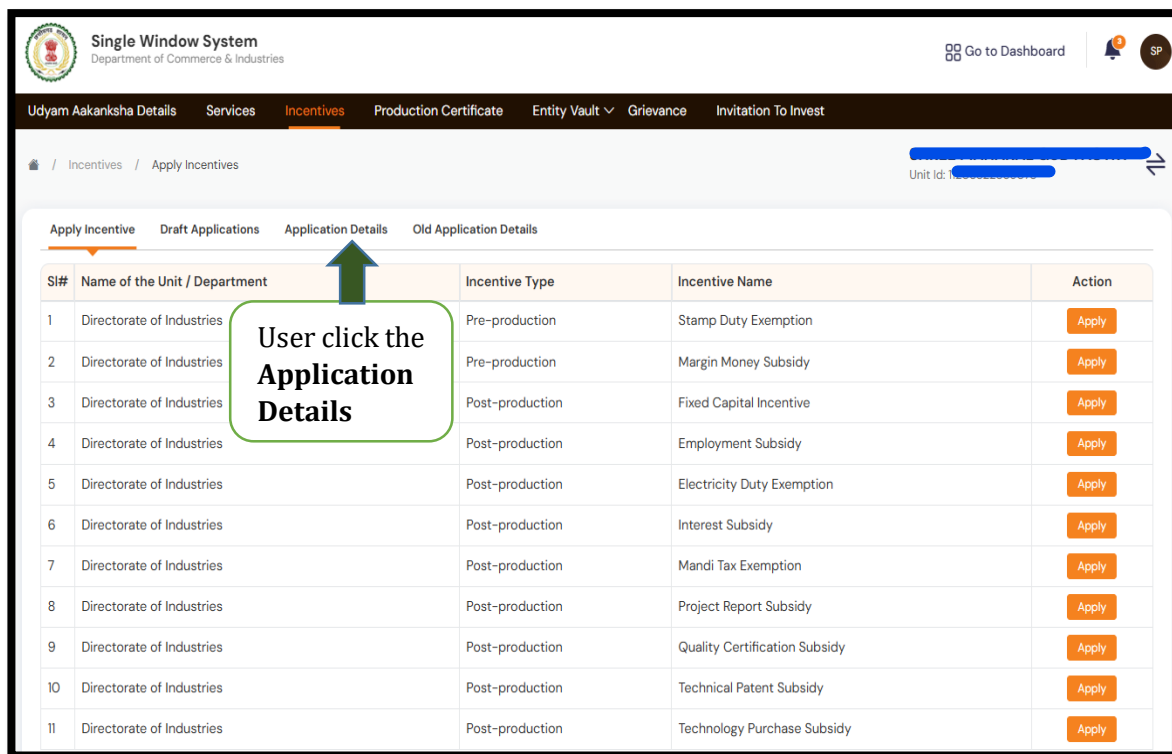
Proceed **View Details** **Amendment**

User click the **Proceed** option

Figure 5.11: Dashboard Screen



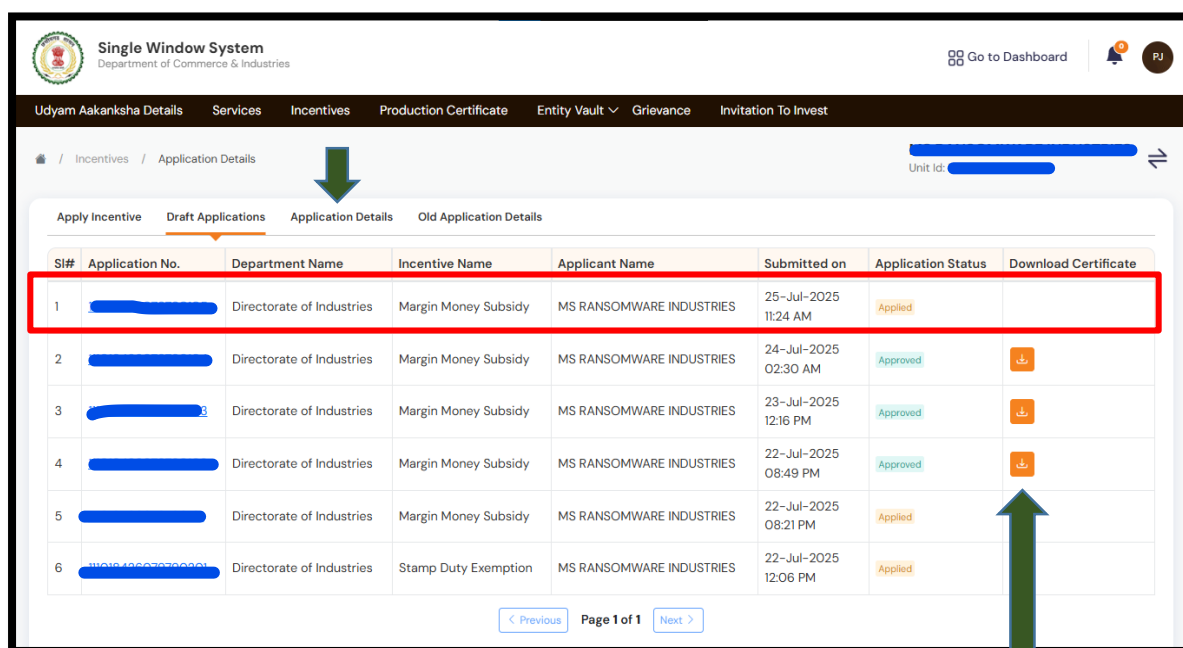
On the Incentives page (refer to Figure 5.12), all incentives are displayed. The user can check the submitted application details.



Si#	Name of the Unit / Department	Incentive Type	Incentive Name	Action
1	Directorate of Industries	Pre-production	Stamp Duty Exemption	Apply
2	Directorate of Industries	Pre-production	Margin Money Subsidy	Apply
3	Directorate of Industries	Post-production	Fixed Capital Incentive	Apply
4	Directorate of Industries	Post-production	Employment Subsidy	Apply
5	Directorate of Industries	Post-production	Electricity Duty Exemption	Apply
6	Directorate of Industries	Post-production	Interest Subsidy	Apply
7	Directorate of Industries	Post-production	Mandi Tax Exemption	Apply
8	Directorate of Industries	Post-production	Project Report Subsidy	Apply
9	Directorate of Industries	Post-production	Quality Certification Subsidy	Apply
10	Directorate of Industries	Post-production	Technical Patent Subsidy	Apply
11	Directorate of Industries	Post-production	Technology Purchase Subsidy	Apply

Figure 5.12: Incentives Screen

In the **Application Details** section, the user can view the list of incentives they have applied for and select the Margin Money Subsidy application to check the submitted application, track its status, and download the certificate after approval.



Si#	Application No.	Department Name	Incentive Name	Applicant Name	Submitted on	Application Status	Download Certificate
1	[REDACTED]	Directorate of Industries	Margin Money Subsidy	MS RANSOMWARE INDUSTRIES	25-Jul-2025 11:24 AM	Applied	
2	[REDACTED]	Directorate of Industries	Margin Money Subsidy	MS RANSOMWARE INDUSTRIES	24-Jul-2025 02:30 AM	Approved	Download
3	[REDACTED]	Directorate of Industries	Margin Money Subsidy	MS RANSOMWARE INDUSTRIES	23-Jul-2025 12:16 PM	Approved	Download
4	[REDACTED]	Directorate of Industries	Margin Money Subsidy	MS RANSOMWARE INDUSTRIES	22-Jul-2025 08:49 PM	Approved	Download
5	[REDACTED]	Directorate of Industries	Margin Money Subsidy	MS RANSOMWARE INDUSTRIES	22-Jul-2025 08:21 PM	Applied	
6	HW0184360373709091	Directorate of Industries	Stamp Duty Exemption	MS RANSOMWARE INDUSTRIES	22-Jul-2025 12:06 PM	Applied	

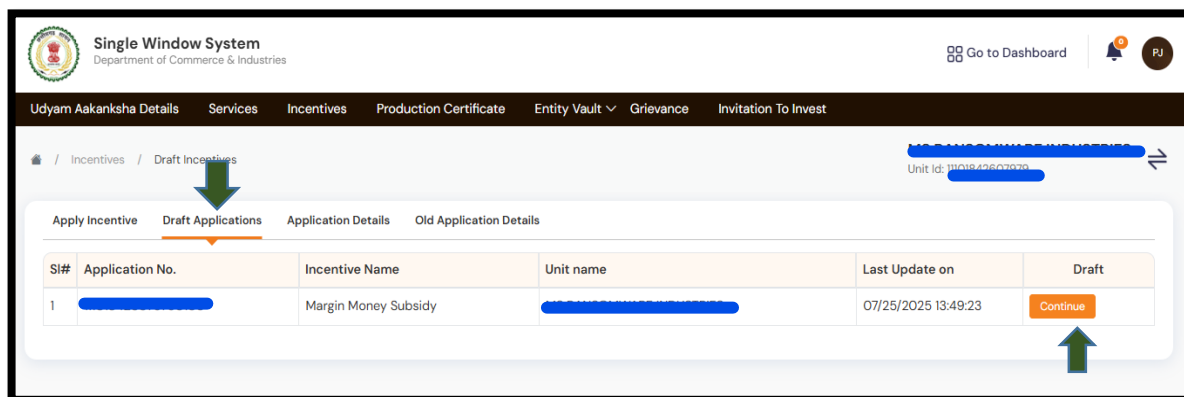
Figure 5.13: View Application

User click the download icon to view and download the certificate



5.3. Margin Money Draft Application

In the **Draft Application** section, the user can view the list of incentives saved as drafts and select the Margin Money Subsidy application to continue the partially filled form and submit the application.



The screenshot shows the 'Single Window System' interface for the Department of Commerce & Industries. The user is logged in as 'PJ'. The navigation menu includes 'Udyam Aakanksha Details', 'Services', 'Incentives', 'Production Certificate', 'Entity Vault', 'Grievance', and 'Invitation To Invest'. The breadcrumb trail is 'Incentives / Draft Incentives'. The 'Unit Id' is '1101843607070'. The 'Draft Applications' tab is selected, showing a table with one application: 'Margin Money Subsidy'. The 'Continue' button is highlighted with a green arrow.

Sl#	Application No.	Incentive Name	Unit name	Last Update on	Draft
1		Margin Money Subsidy		07/25/2025 13:49:23	Continue

Figure 5.14: Draft Application

