



Chhattisgarh Unified Industrial Portal

Government of Chhattisgarh

User Manual

For

The Building and Other Construction Worker Welfare Cess

(Labour Department)

Table of Contents

1. Overview	1
2. How to Get Started.....	1
3. How to login	1
4. Dashboard.....	2
4.1. The Building and Other Construction Worker Welfare Cess Act, 1996.....	4
4.1.1. View Work and Pay Cess	6
4.1.2. Edit Work Details	9
4.1.3. All Transactions	9

1. Overview

The Single Window Portal is envisioned as a unified digital platform that facilitates investors, entrepreneurs, and businesses in accessing various industrial services and approvals through a simplified, transparent, and time-bound process.

Purpose: This document serves as a step-by-step guideline for industrial users and departmental officers navigating the building and other construction worker welfare cess act, 1996 process within the Department of Commerce and Industries, Chhattisgarh, through the Single Window Portal.

2. How to Get Started

Enter the application URL (<https://oneclick.cgstate.gov.in>) in the browser and the page navigates to the Home page of the SWS application.

3. How to login

The user to login with the credentials into the application in the home and login page as a **Figure 3.1 & 3.2**.




Figure 3.1: Homepage Screen



Department of Commerce & Industries
Government of Chhattisgarh

The Department of Commerce and Industries, Government of Chhattisgarh is a pivotal body responsible for the promotion and development of trade, commerce, and industrial growth within the state of Chhattisgarh, India.

Established with the aim of enhancing the economic landscape of the state, the department focuses on creating a conducive environment for businesses and industries to thrive, thereby contributing to the overall prosperity and employment generation for the people of Chhattisgarh.

Login

User Name

Captcha uh9Ur1 ↻

Next

[Forgot User Name?](#) [Register](#) [Back to Home](#)

For technical support please contact us at invest-support@cg.gov.in

Figure 3.2: Login Screen (A)

The Login page (as shown in **Fig. 3.3**) offers two login methods: **Login with Password** or **Login with OTP**. Choose your preferred option, then enter either your password or the OTP number to proceed.

Department of Commerce & Industries
Government of Chhattisgarh

The Department of Commerce and Industries, Government of Chhattisgarh is a pivotal body responsible for the promotion and development of trade, commerce, and industrial growth within the state of Chhattisgarh, India.

Established with the aim of enhancing the economic landscape of the state, the department focuses on creating a conducive environment for businesses and industries to thrive, thereby contributing to the overall prosperity and employment generation for the people of Chhattisgarh.

Login

Login with Password

OR

Login with OTP

[Back to Login](#) [Forgot Password?](#)

For technical support please contact us at invest-support@cg.gov.in

Figure 3.3: Login Screen (B)

4. Dashboard

After a successful login, the page navigates to the Investor Dashboard (refer to **Fig. 4.1**), which includes step-by-step instructions for applying services.



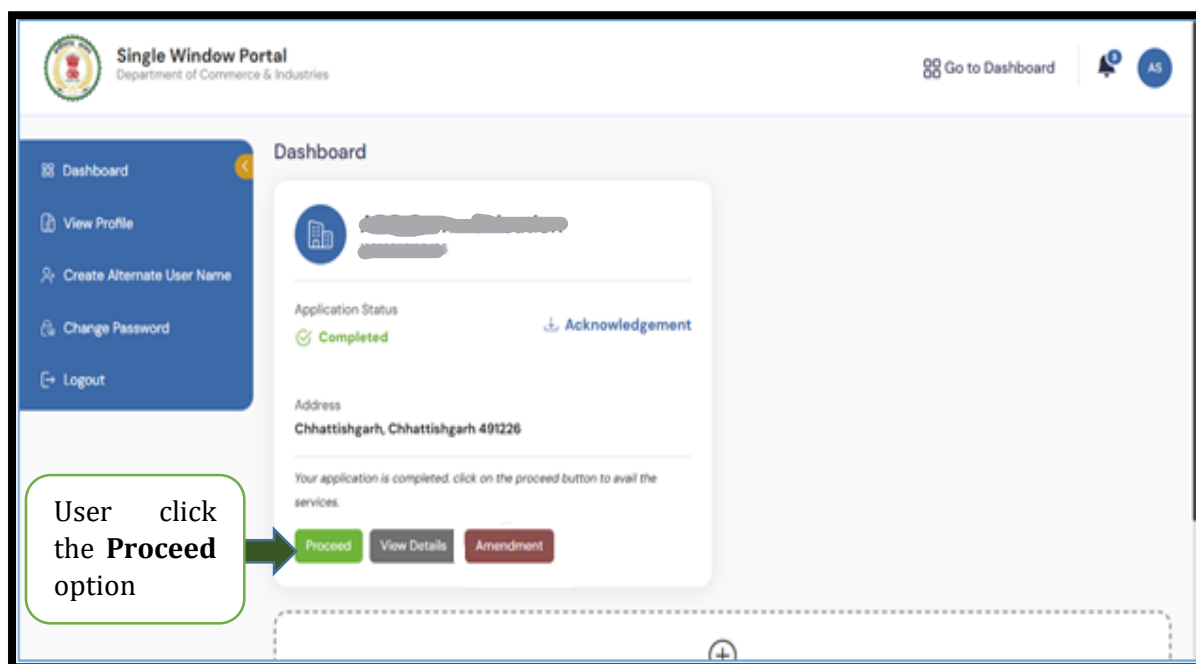


Figure 4.1: Dashboard Screen

In the services page, refer to **Fig. 4.2** and the Department or Services options in the Services section.

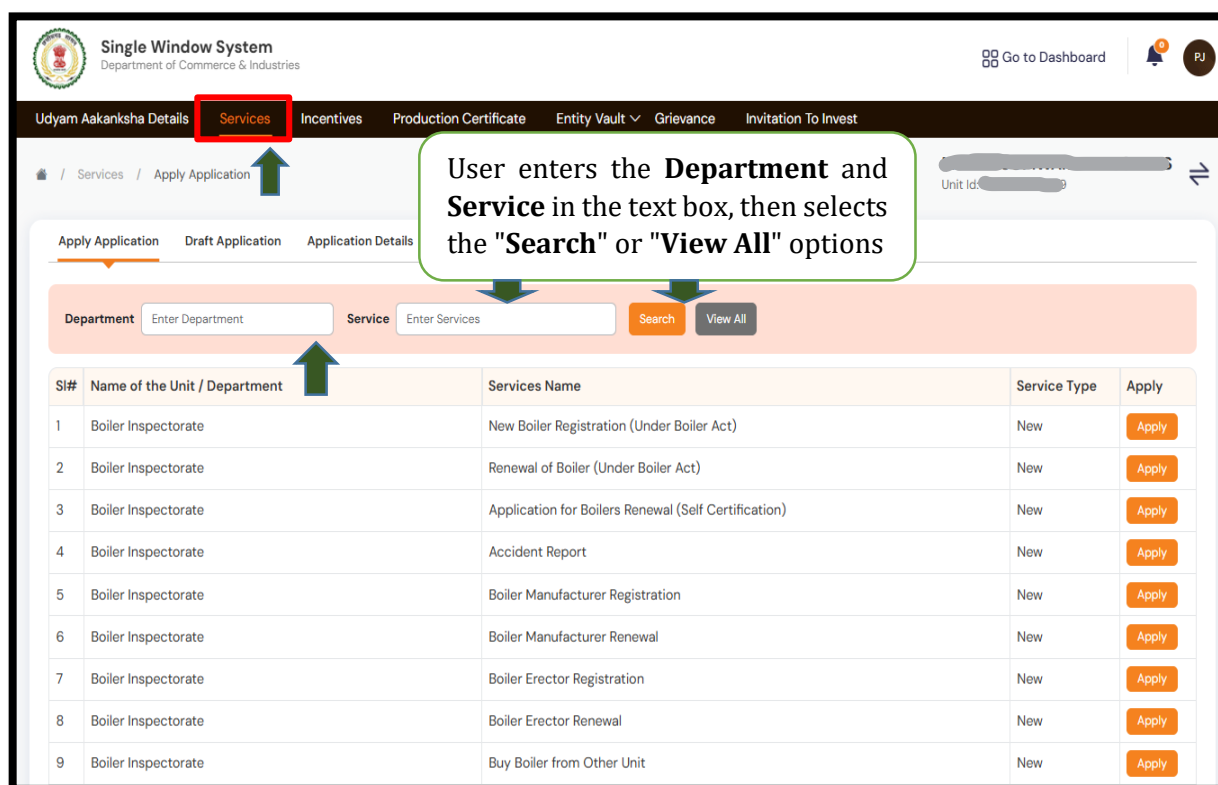


Figure 4.2: Services Screen

After clicking the search or view all options, all Labour services are displayed, as shown in **Figure 4.3**.



Single Window System
Department of Commerce & Industries

Go to Dashboard

Udyam Aakanksha Details **Services** Incentives Production Certificate Entity Vault Grievance Invitation To Invest

/ Services / Apply Application

Unit Id:

Apply Application Draft Application Application Details

Department: labour Service: Enter Services Search View All

Sl#	Name of the Unit / Department	Services Name	Service Type	Apply
1	Labour	Factory building plan approval' (under the Factories Act, 1948)	New	Apply
2	Labour	Permission for engaging contractor for labour	New	Apply
3	Labour	Registration Certificate of Establishment Inter State Migrant Workmen	New	Apply
4	Labour	Registration of principal employers establishment	New	Apply
5	Labour	Registration under Factories Act	New	Apply
6	Labour	Renewal under Factories Act	New	Apply
7	Labour	Registration under The Building and Other Construction Workers Act, 1996	New	Apply
8	Labour	The building and other construction worker welfare cess act, 1996	New	Apply

Previous 1 Next

User click the Apply option

Figure 4.3: Labour Services Screen

4.1. The Building and Other Construction Worker Welfare Cess Act, 1996

After clicking the "Apply" option, the screen will redirect to the **Chhattisgarh State Labour Department** website. The user will have to provide details of the construction work done by him/her as shown in **Figure 4.4**.

ConstructionWorks

cg.nic.in/labour/paycedna/constructionworks.aspx

Most Visited Getting Started Suggested Sites Web Slice Gallery

द शासन श्रम विभाग

Home Profile Add Work Details View Work Details/PayCess

Edit Work Details CessPaidDetails AllTransactions ChangePassword

Signout

Date:- 03/08/2015

निर्माण कार्य जोड़े

कार्य का नाम * वक आर्डर क्र.

कार्य स्थल *



ConstructionWorks

cg.state.in/boar/payer/na/constructionworks.aspx

Most Visited | Getting Started | Suggested Sites | Web Site Gallery

Home | Profile | Add Work Details | View Work Details/PayCess

Edit Work Details | CessPaidDetails | AllTransactions | ChangePassword

Signout

Date:- 03/08/2015

निर्माण कार्य जोड़े

कार्य का नाम *		वर्क आर्डर क्र.	
कार्य स्थल *			

ConstructionWorks

cg.state.in/boar/payer/na/constructionworks.aspx

Most Visited | Getting Started | Suggested Sites | Web Site Gallery

प्रमुख स्थान/चिन्ह *		पिन क्र.	492001
जिला *	रायपुर	ग्रामिण/शहरीय	ग्रामिण
ब्लाक *	धरसीवा	पंचायत *	अकोली
वार्ड *	अकोली		
ठेकेदार का नाम	Director	ठेकेदार का रजि. क्र.	
प्रारम्भ तिथि *	06/06/2015	अनुमानित अंतिम तिथि *	12/03/2016
अनुमानित निर्माण लागत *	10000000	अनुमानित सेस *	100000
पूर्व में की गई भुगतान राशी	0		
टिप्पणी	remark		

Click on **Submit** button to submit the details

To cancel the submission, click on the **Cancel** button

Chhattisgarh | Site Hosted by National Informatics Centre, Chhattisgarh



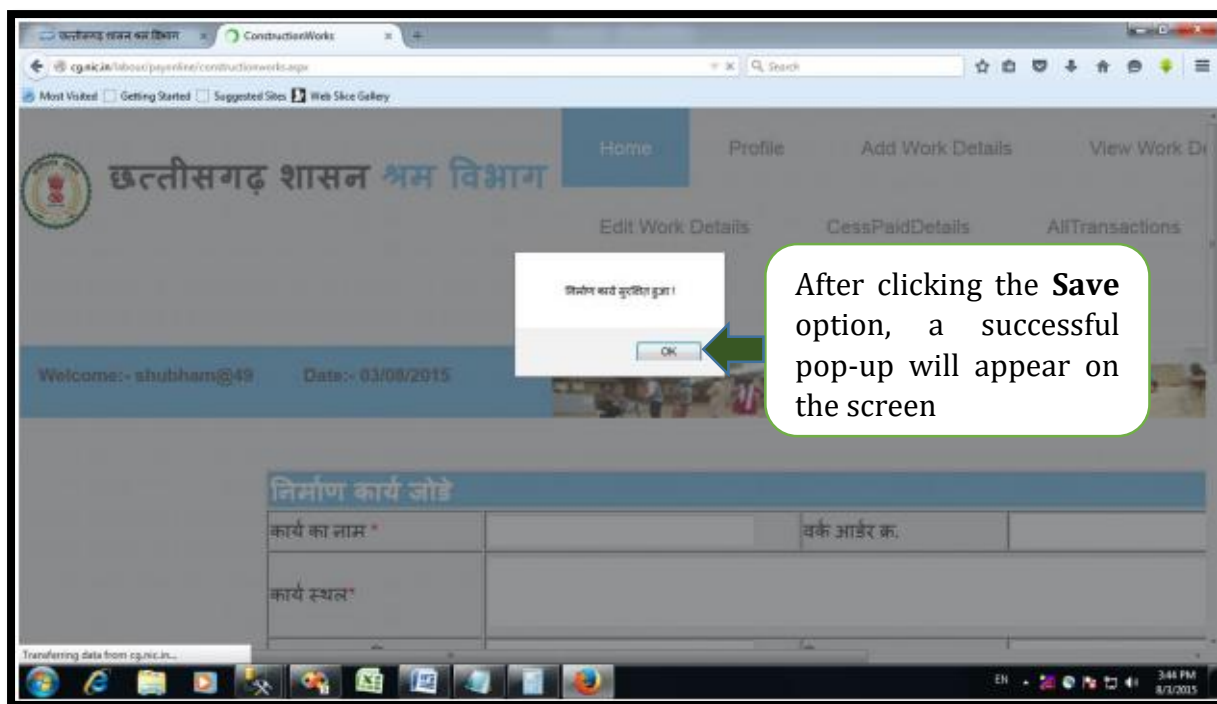


Figure 4.4: Application for Building and Other Construction Worker Welfare Cess Screen

4.1.1. View Work and Pay Cess

By accessing the 'View Work and Pay Cess' link, the user can view details of all their works. To proceed with cess payment, the user must enter the cess amount in the designated box corresponding to the specific work for which payment is to be made.



Figure 4.5: Pay Total Cess Screen



After clicking on the **Pay Total Cess button**, the user will see two options to pay cess amount.

- Credit/Debit Card
- Challan Form

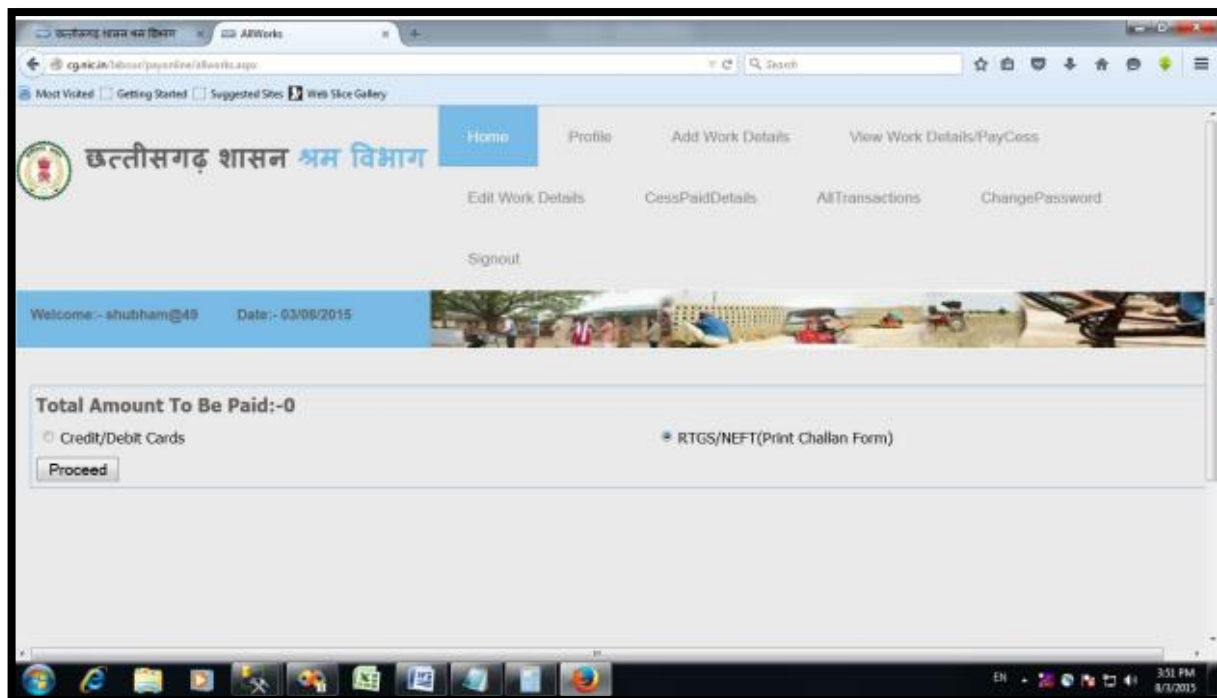


Figure 4.6: Pay Cess Amount Screen

- Click the DT/Debit Card option to use the amount by visiting this website.
- Making an online payment allows you to receive acknowledgment from the Department.

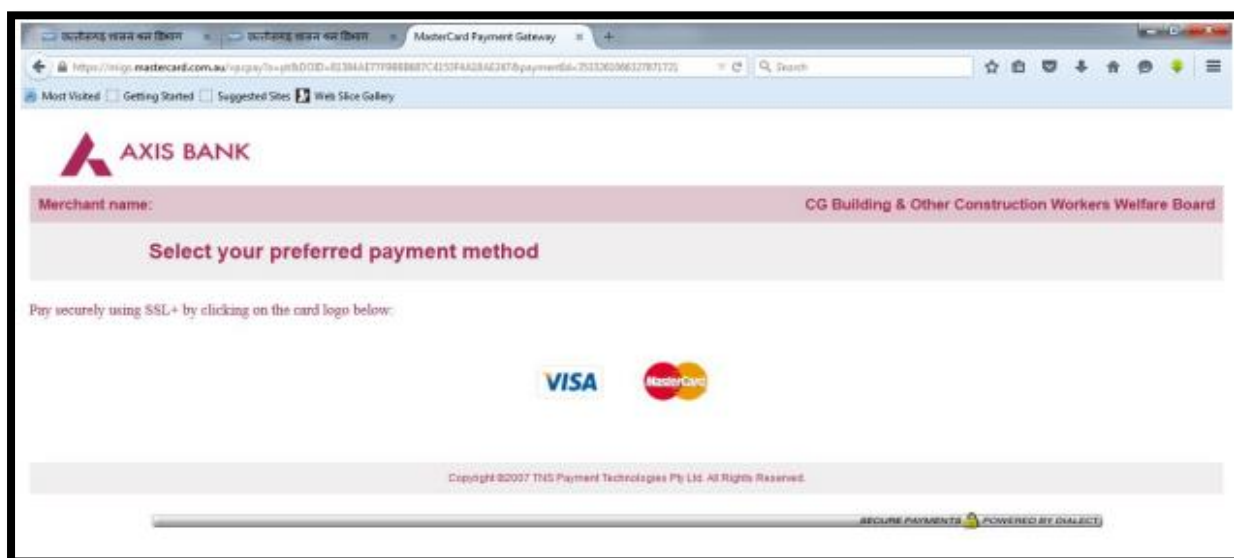


Figure 4.7: Payment Online Screen

- Clicking the Challan Form option generates a Challan Form for the user by the department.
- It's mandatory for users to use a new challan for each transaction.
- The user's Bank of Central (BOC) account number, mentioned on the challan form, will be generated afresh for each new challan.
- Users must submit this challan form to the bank along with their cheque.

Beneficiary Details	
Amount To be Credited	1000
Beneficiary Name	CG BUILDING AND OTHER CONSTRUCTION WORKERS WELFARE BOARD
Beneficiary Account Number	XXXXXXXXXX
IFS Code	AXIS000
Beneficiary Bank & Branch Name	AXIS BANK, CENTRALISED COLLECTION HUB,MUMBAI

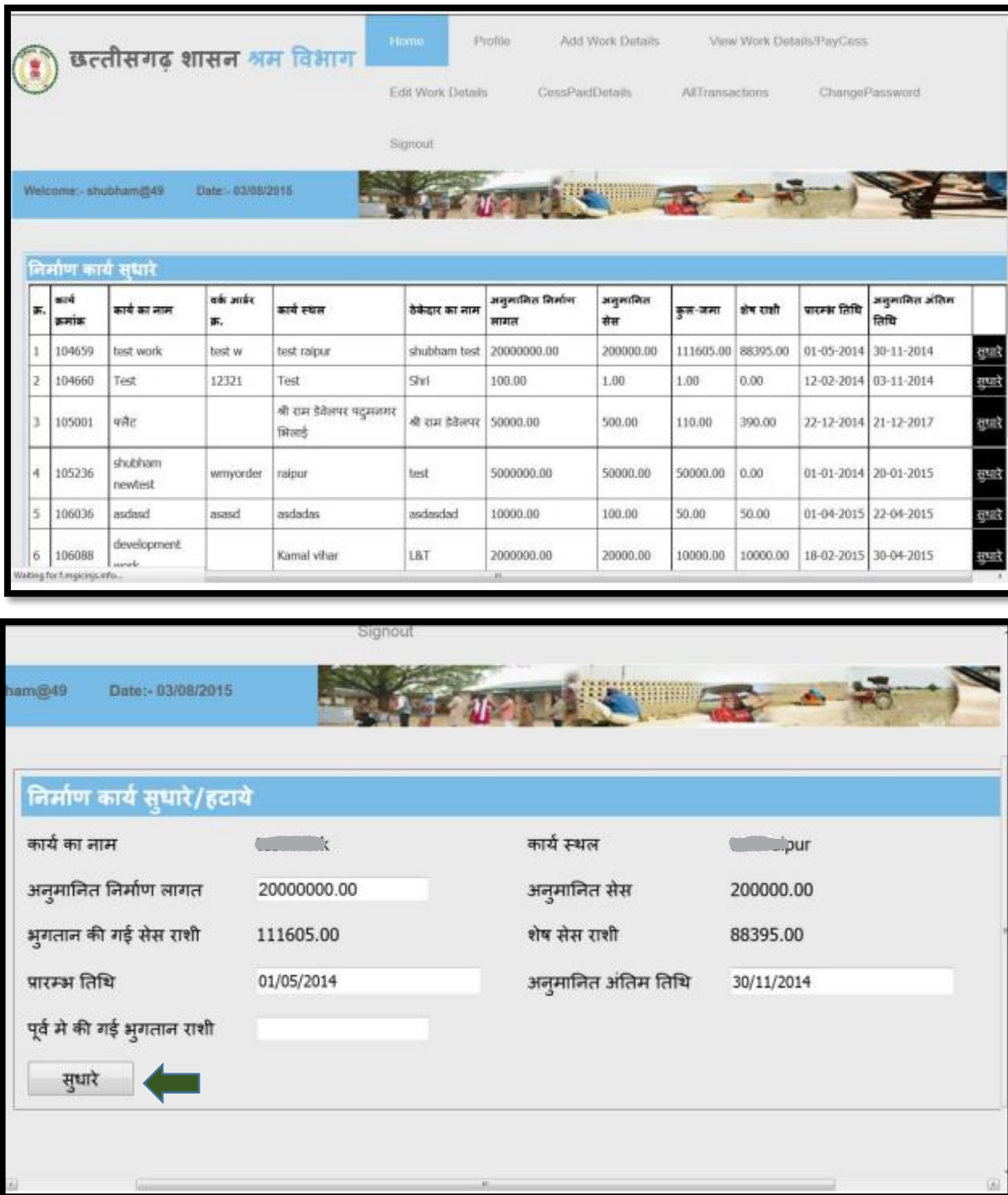
Signature

Figure 4.8: Challan Form



4.1.2. Edit Work Details

Users can edit the work they have added using this option.



निर्माण कार्य सुधारे

क्र.	कार्य क्रमांक	कार्य का नाम	वर्क आर्डर क्र.	कार्य स्थल	कैप्टेन का नाम	अनुमानित निर्माण लागत	अनुमानित सेस	कुल-जमा	शेष राशी	प्रारम्भ तिथि	अनुमानित अंतिम तिथि	
1	104659	test work	test w	test raipur	shubham test	20000000.00	200000.00	111605.00	88395.00	01-05-2014	30-11-2014	सुधारे
2	104660	Test	12321	Test	Shel	100.00	1.00	1.00	0.00	12-02-2014	03-11-2014	सुधारे
3	105001	पतौट		श्री राम डेवेलपर पटुमलगर मिलाई	श्री राम डेवेलपर	50000.00	500.00	110.00	390.00	22-12-2014	21-12-2017	सुधारे
4	105236	shubham newtest	wmyorder	raipur	test	5000000.00	50000.00	50000.00	0.00	01-01-2014	20-01-2015	सुधारे
5	106036	asdasd	asasd	asdasd	asdasd	10000.00	100.00	50.00	50.00	01-04-2015	22-04-2015	सुधारे
6	106088	development work		Kamal vihar	L&T	2000000.00	20000.00	10000.00	10000.00	18-02-2015	30-04-2015	सुधारे

निर्माण कार्य सुधारे/हटाये

कार्य का नाम: [redacted] कार्य स्थल: [redacted] pur

अनुमानित निर्माण लागत: 20000000.00 अनुमानित सेस: 200000.00

भुगतान की गई सेस राशी: 111605.00 शेष सेस राशी: 88395.00

प्रारम्भ तिथि: 01/05/2014 अनुमानित अंतिम तिथि: 30/11/2014

पूर्व में की गई भुगतान राशी: [redacted]

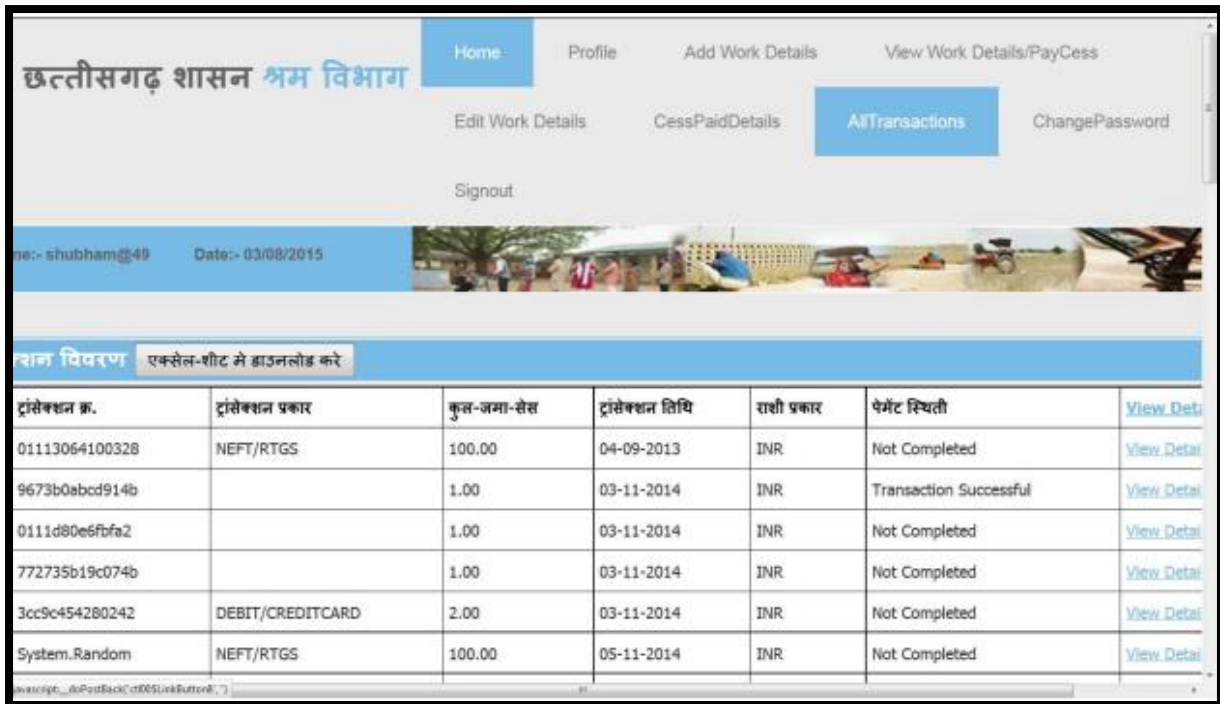
←

Figure 4.9: Construction Work Form

4.1.3. All Transactions

This option allows the user to view the details of all transactions they have paid.





The screenshot shows the 'All Transactions' page of the Chhattisgarh State Labour Welfare Department's online portal. The header includes navigation links: Home, Profile, Add Work Details, View Work Details/PayCess, Edit Work Details, CessPaidDetails, AllTransactions (highlighted), and ChangePassword. A user profile bar shows 'User: shubham@49' and 'Date: 03/08/2015'. Below the header is a banner image. The main content area is titled 'दान विवरण' (Transaction Details) with a sub-link 'एक्सेल-शीट में डाउनलोड करें' (Download in Excel Sheet). A table displays transaction details with columns: ट्रांसेक्शन क्र. (Transaction No.), ट्रांसेक्शन प्रकार (Transaction Type), कुल-जमा-सेस (Total Amount Paid), ट्रांसेक्शन तिथि (Transaction Date), राशी प्रकार (Currency Type), पेमेंट स्थिति (Payment Status), and View Details. The table contains six rows of transaction data.

ट्रांसेक्शन क्र.	ट्रांसेक्शन प्रकार	कुल-जमा-सेस	ट्रांसेक्शन तिथि	राशी प्रकार	पेमेंट स्थिति	View Details
01113064100328	NEFT/RTGS	100.00	04-09-2013	INR	Not Completed	View Details
9673b0abcd914b		1.00	03-11-2014	INR	Transaction Successful	View Details
0111d80e6bfa2		1.00	03-11-2014	INR	Not Completed	View Details
772735b19c074b		1.00	03-11-2014	INR	Not Completed	View Details
3cc9c454280242	DEBIT/CREDITCARD	2.00	03-11-2014	INR	Not Completed	View Details
System.Random	NEFT/RTGS	100.00	05-11-2014	INR	Not Completed	View Details

Figure 4.10: Transactions Details

Through this link, users can check their subscriptions and view the subscription status:
<http://cg.nic.in/labour/payonline/OnlineCessSearch.aspx>.



The screenshot shows the 'Cess Payment Report' screen of the Chhattisgarh State Labour Welfare Department's online portal. The header includes navigation links: Login (highlighted) and Registration. A user profile bar shows 'Date: -'. Below the header is a banner image. The main content area is titled 'Cess Payment Report'. It features a search bar labeled 'TransactionNo' with a text input field. To the right of the input field are 'Search' and 'Print' buttons.

Figure 4.11: Transactions Screen

