



Chhattisgarh Unified Industrial Portal

Government of Chhattisgarh

User Manual

For

Approval for lift/escalator installation (Chief Electrical Inspectorate)

Table of Contents

1. Overview	1
2. How to Get Started	1
3. How to login	1
4. Dashboard	3
5. Apply for Services	3
5.1. Search for Services – Drawing Approval for DG set installation	4

1. Overview

As part of Chhattisgarh's overarching promise of "Business Made Easy," OneClick is the state's new single-window portal that brings speed, simplicity, and transparency to the business environment. From approvals and clearances to bill payments, land allotment, and compliance — everything an entrepreneur or investor needs is now just one click away.

Purpose: This document gives easy, step-by-step instructions for industrial users to apply for **Approval for lift/escalator installation** service through the Department of Commerce and Industries using the **Single Window Portal**. It helps authorized users understand how to use the right links and sections.

2. How to Get Started

Enter the application URL (<https://oneclick.cgstate.gov.in>) in the browser and the page navigates to the Home page of the SWS application.

3. How to login

The user to login with the credentials into the application in the home and login page as a **Figure 3.1 & 3.2**.




Figure 3.1: Homepage Screen



Department of Commerce & Industries
Government of Chhattisgarh

■ The Department of Commerce and Industries, Government of Chhattisgarh is a pivotal body responsible for the promotion and development of trade, commerce, and industrial growth within the state of Chhattisgarh, India.

■ Established with the aim of enhancing the economic landscape of the state, the department focuses on creating a conducive environment for businesses and industries to thrive, thereby contributing to the overall prosperity and employment generation for the people of Chhattisgarh.

Login

User Name

Captcha uh9Ur1

[Forgot User Name?](#) [Register](#) [Back to Home](#)

For technical support please contact us at
invest-support@cg.gov.in

Figure 3.2: Login Screen (A)

The Login page (as shown in **Fig. 3.3**) offers two login methods: **Login with Password** or **Login with OTP**. Choose your preferred option, then enter either your password or the OTP number to proceed.

Department of Commerce & Industries
Government of Chhattisgarh

■ The Department of Commerce and Industries, Government of Chhattisgarh is a pivotal body responsible for the promotion and development of trade, commerce, and industrial growth within the state of Chhattisgarh, India.

■ Established with the aim of enhancing the economic landscape of the state, the department focuses on creating a conducive environment for businesses and industries to thrive, thereby contributing to the overall prosperity and employment generation for the people of Chhattisgarh.

Login

OR

[Back to Login](#) [Forgot Password?](#)

For technical support please contact us at
invest-support@cg.gov.in

Figure 3.3: Login Screen (B)



4. Dashboard

After a successful login, the page navigates to the Investor Dashboard (refer to Fig. 4.1), which displays all your units and includes an option to add new unit details at the end.

Now, click on the **Proceed** option to apply for **services**.

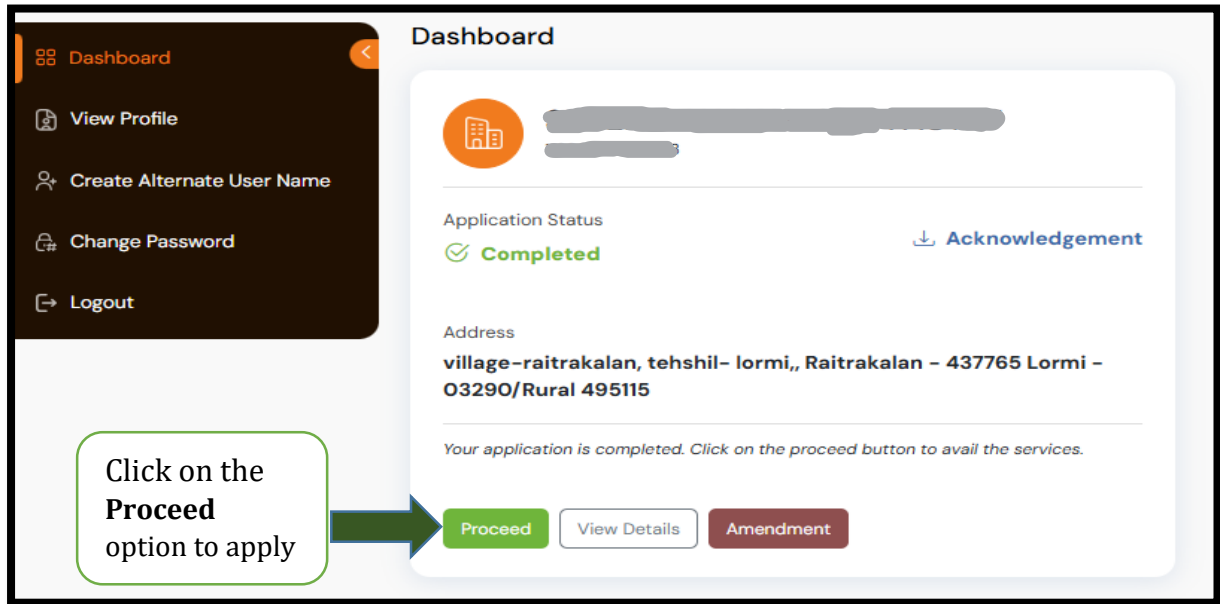


Figure 4.1: Dashboard

5. Apply for Services

Now, click on the **Services** menu at the top of the page (see Fig. 5.1). You will see a list of all available services.

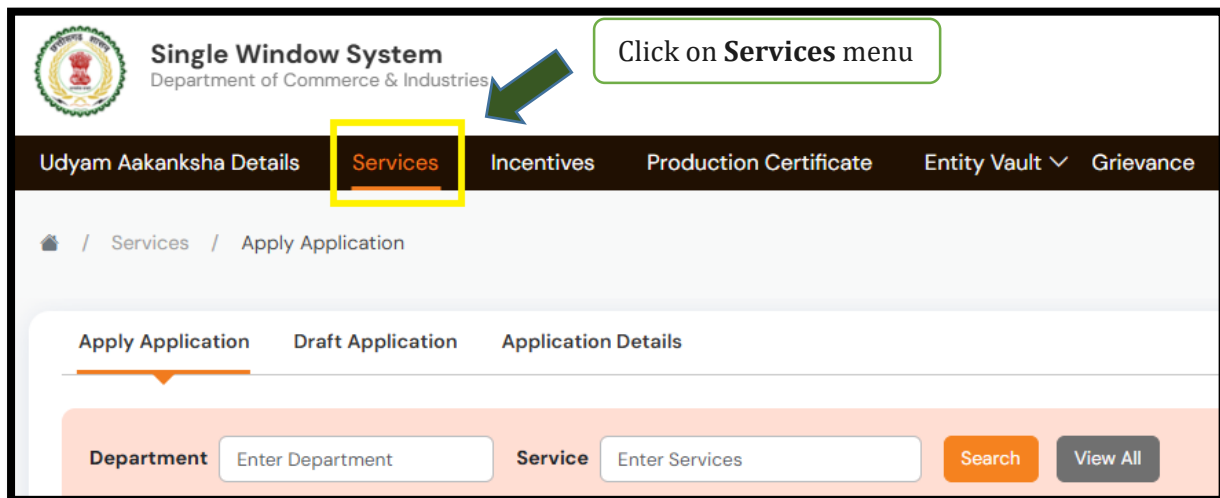


Figure 5.1: Services Page



5.1. Search for Services – Approval for lift/escalator installation

In the Search field, enter **approval for lift** and click the **Search** button. A filtered list of services will appear—click **Apply** next to the relevant service (see Fig. 5.2).

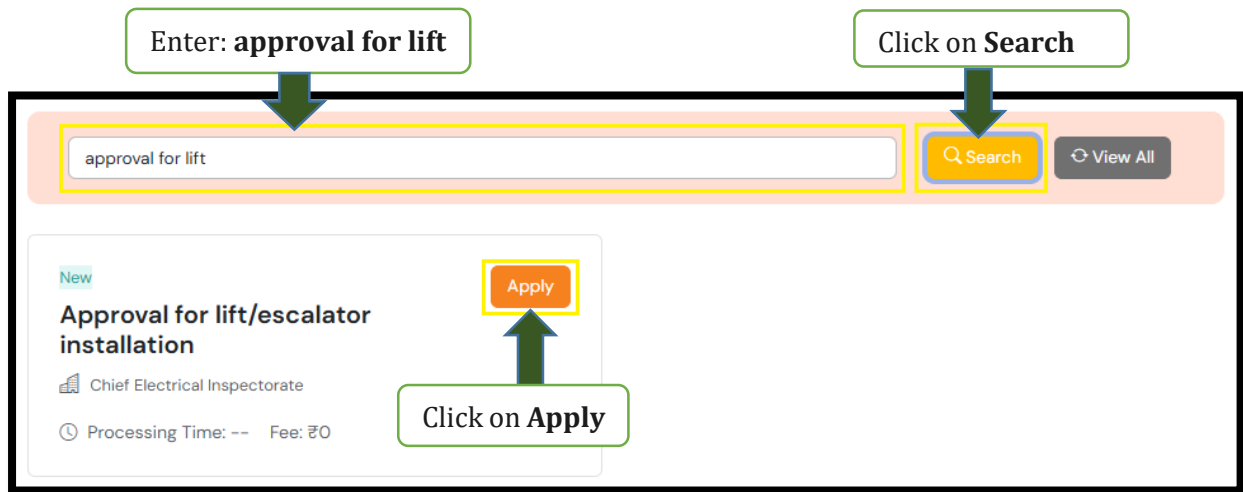


Figure 5.2: Filtered list of Services – Approval for lift/escalator installation

You will now be redirected to the official website of the **Chief Electrical Inspector** where you can apply for the **Approval for lift/escalator installation**.

Please ensure that you have all the necessary documents and details ready before proceeding.

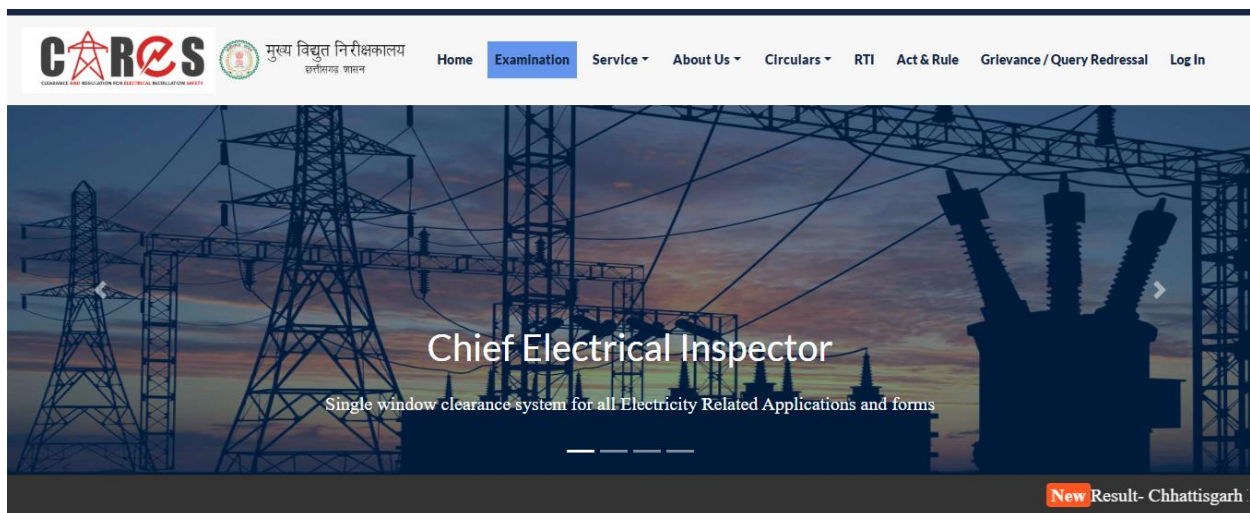


Figure 5.3 Chief Electrical Inspector Homepage



Single Window System (<https://oneclick.cgstate.gov.in>)

