



# **Chhattisgarh Unified Industrial Portal**

Government of Chhattisgarh

***User Manual***

***For***

***Registration of Fire License/NOC***

***(Home (Fire))***

## Table of Contents

<b>1. Overview .....</b>	<b>1</b>
<b>2. How to Get Started .....</b>	<b>1</b>
<b>3. How to login .....</b>	<b>1</b>
<b>4. Dashboard .....</b>	<b>3</b>
<b>5. Apply for Services .....</b>	<b>3</b>
<b>5.1. Search for Services – Registration of Fire License/NOC.....</b>	<b>4</b>
<b>5.2. Required Documents .....</b>	<b>4</b>
<b>5.3. Form Details .....</b>	<b>5</b>
<b>5.4. Confirmation.....</b>	<b>6</b>

## 1. Overview

As part of Chhattisgarh's overarching promise of "Business Made Easy," OneClick is the state's new single-window portal that brings speed, simplicity, and transparency to the business environment. From approvals and clearances to bill payments, land allotment, and compliance — everything an entrepreneur or investor needs is now just one click away.


**Purpose:** This document gives easy, step-by-step instructions for industrial users to apply for **Registration of Fire License/NOC** service through the Department of Commerce and Industries using the **Single Window Portal**. It helps authorized users understand how to use the right links and sections.

## 2. How to Get Started

Enter the application URL (<https://oneclick.cgstate.gov.in>) in the browser and the page navigates to the Home page of the SWS application.

## 3. How to login

The user to login with the credentials into the application in the home and login page as a **Figure 3.1 & 3.2**.



**Figure 3.1: Homepage Screen**



Department of Commerce & Industries  
Government of Chhattisgarh

- The Department of Commerce and Industries, Government of Chhattisgarh is a pivotal body responsible for the promotion and development of trade, commerce, and industrial growth within the state of Chhattisgarh, India.
- Established with the aim of enhancing the economic landscape of the state, the department focuses on creating a conducive environment for businesses and industries to thrive, thereby contributing to the overall prosperity and employment generation for the people of Chhattisgarh.

**Login**

User Name

Captcha  uh9Ur1

[Forgot User Name?](#) [Register](#) [Back to Home](#)

For technical support please contact us at [invest-support@cg.gov.in](mailto:invest-support@cg.gov.in)

**Figure 3.2: Login Screen (A)**

The Login page (as shown in **Fig. 3.3**) offers two login methods: **Login with Password** or **Login with OTP**. Choose your preferred option, then enter either your password or the OTP number to proceed.

Department of Commerce & Industries  
Government of Chhattisgarh

- The Department of Commerce and Industries, Government of Chhattisgarh is a pivotal body responsible for the promotion and development of trade, commerce, and industrial growth within the state of Chhattisgarh, India.
- Established with the aim of enhancing the economic landscape of the state, the department focuses on creating a conducive environment for businesses and industries to thrive, thereby contributing to the overall prosperity and employment generation for the people of Chhattisgarh.

**Login**

OR

[Back to Login](#) [Forgot Password?](#)

For technical support please contact us at [invest-support@cg.gov.in](mailto:invest-support@cg.gov.in)

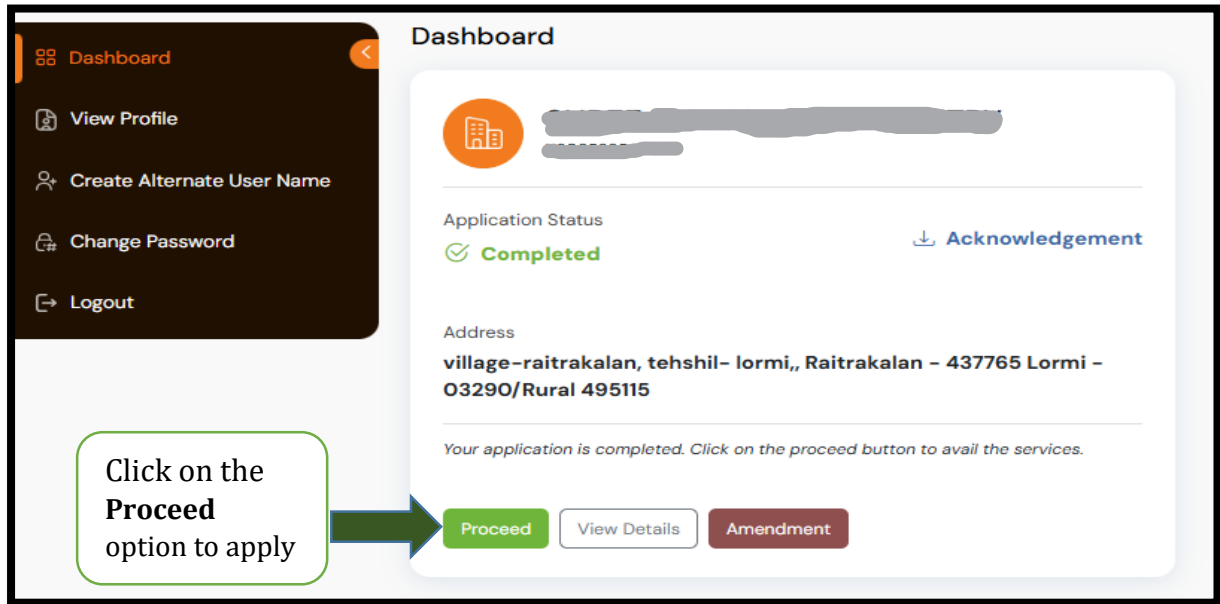
**Figure 3.3: Login Screen (B)**



## 4. Dashboard

After a successful login, the page navigates to the Investor Dashboard (refer to Fig. 4.1), which displays all your units and includes an option to add new unit details at the end.

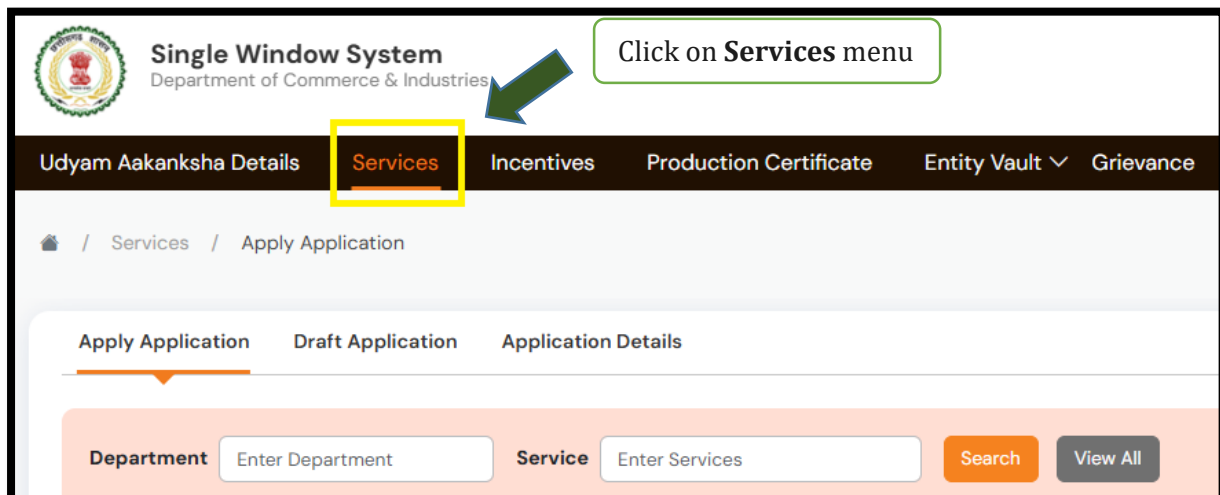
Now, click on the **Proceed** option to apply for **services**.



*Figure 4.1: Dashboard*

## 5. Apply for Services

Now, click on the **Services** menu at the top of the page (see Fig. 5.1). You will see a list of all available services.

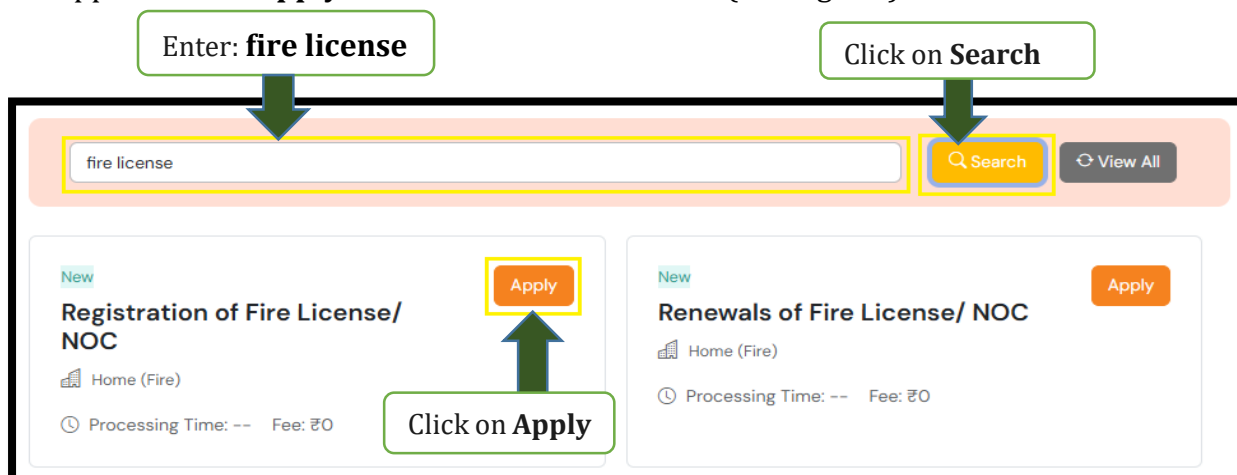


*Figure 5.1: Services Page*



## 5.1. Search for Services – Registration of Fire License/NOC

In the Search field, enter **fire license** and click the **Search** button. A filtered list of services will appear—click **Apply** next to the relevant service (see Fig. 5.2).



*Figure 5.2: Filtered list of Services – Registration of Fire License/NOC*

You will now be redirected to the official website of the **Chhattisgarh Agnishaman and Aapatkalin Sevaye** where you can apply for the **Registration of Fire License/NOC**.

## 5.2. Required Documents

The following documents must each be **less than 10 MB in size** and should be in **JPG or PDF format**:

### Before Building Construction:

- Upload the **Land Ownership Certificate**.
- Upload the **Building Layout Plan**.

### After Building Construction:

- Upload the **Land Ownership Certificate**.
- Upload the **Building Construction Approval Certificate**.
  - If not available, attach an **Affidavit** instead.



### 5.3. Form Details

The form will open in front of you, where you need to fill in the correct location and required information.

SN	भवन के प्रकार	Chunne
1	Residential Buildings / आवासीय परिसर (रॉबिंग, लूमिंग, डोरमेटरीज़, अपार्टमेंट, होटल)	Chunne
2	Educational Buildings / शैक्षणिक परिसर (स्कूल, सीनियर सेकेंडरी स्कूल अन्य ट्रेनिंग संस्थान)	Chunne
3	Institutional Buildings / संस्थाएं ( अस्पताल एवं आरोग्य केंद्र, सार्वजनिक (हिंदुस्तान) संस्था, बेंच एवं मानसिक रोगी संस्था)	Chunne
4	Assembly Buildings / जनसमूह स्थल (मनोरंजन स्थल, सामाजिक, धार्मिक, विधेय, सिनेमा घर, असेंबली हॉल, ऑडिटोरियम, म्यूजिक, जिम, रेस्तरां, पुस्तकालय, डांस हॉल, क्लब, पैसेंजर स्टेशन, एयर टर्मिनल, पब्लिक परिवहन स्थल)	Chunne
5	Business Buildings / व्यवसायिक स्थल (कार्यालय प्रयोगशाला, बैंक, धना, टेलीफोन ऑफिस, टी.वी. स्टेशन, आर्वाइव, डॉक्टर, क्लीन, इंजीनियर, पोस्ट ऑफिस, लाइब्रेरी, आउटडोर पेरिड विक्रीस्थल, अनुसंधान केंद्र, लैबोरेटरी, टेस्ट हाउस, ईंजीनींग, कम्प्यूटर स्थाना केंद्र, सुचना तकनीकी पार्क, सुचना प्रसारण केंद्र, टीवी स्टेशन, एयर टैक्निक केंद्र)	Chunne
6	Merchantile Buildings / व्यापारिक परिसर (दुकान, स्टोर, डिपार्टमेंटल स्टोर, अंतरराष्ट्रीय शॉपिंग सेंटर इत्यादि )	Chunne
7	Industrial Buildings / औद्योगिक परिसर (असेंबली प्लांट, औद्योगिक प्रयोगशाला, पावर प्लांट, जनरेशन युनिट, पेंटिंग स्टेशन, लॉरी, गैस प्लांट, रिफायनरी, डेप्टी, आरामिल)	Chunne
8	Storage Buildings / भण्डारण (टांक एवं पार्सी टर्मिनल, अनाज भंडार, केयर हाउस, कोल स्टोरेज, ड्रग्स भंडारण, गैरेज, ग्रेगर)	Chunne

Figure 5.3: Form Details section

After selecting the type and sub-type of building, you will receive a list of required infrastructures. If your premises have already been constructed, then the mentioned infrastructures must be present and functional at the time of inspection.

If the construction has not yet been completed, then the locations where these infrastructures will be established must be clearly marked in your building layout plan.

Proceed by selecting the 'Yes' option. Fill in all the required information.

यदि आपके परिसर में उपरोक्त उपकरण एवं प्रणालियाँ स्थापित नहीं हैं अथवा कार्य नहीं कर रहे हैं, तो आप आवेदन नहीं कर सकते हैं।

क्या आपके परिसर (भवन) का निर्माण किया जा चुका है ? ☒ हाँ ☐ नहीं

क्या उपरोक्त उपकरण एवं प्रणालियाँ स्थापित की गयी हैं ? ☒ हाँ ☐ नहीं

क्या उपरोक्त उपकरण एवं प्रणालियाँ कार्य कर रहे हैं ? ☒ हाँ ☐ नहीं

Attach the mentioned documents and submit the form.





## 5.4. Confirmation

After submitting the form, a Confirmation Page will appear in front of you. There, you can review your information.

**Figure 6.1 Confirmation section**

Accept the declaration and click on **Confirm Submit**.

**Note:** Once you submit the file, no further modifications of any kind can be made.

After **Confirm Submit**, you will receive a PDF copy of your application.

### Site Inspection Process:

If construction has already been completed on your premises, then the mentioned infrastructures must be installed and functional at the site.

If construction has not yet been completed, then the location where these infrastructures will be installed must be clearly marked in your building layout plan.

This will be verified by the inspecting officer. Additionally, the physical copies of the documents listed in Point 1 will also be reviewed.







**Re-inspection Process:**


If any shortcomings are found during the inspection of your premises, you must rectify them as per the instructions of the inspecting officer and notify them for re-inspection.

**आवेदन / Application**

 **आवेदन पत्र प्रिंट करें**

 **पुनः निरीक्षण हेतु सूचित करें**

☐ आपके द्वारा बतायी गयी खामियाँ मेरे द्वारा पूर्ण कर ली गयी है।

 **Submit**

