



# **Chhattisgarh Unified Industrial Portal**

Government of Chhattisgarh

***User Manual***

***For***

***Labour Department***

## Table of Contents

1. Overview.....	1
2. How to Get Started.....	1
3. How to Login.....	1
4. Dashboard.....	2

## 1. Overview

---

The Single Window Portal is envisioned as a unified digital platform that facilitates investors, entrepreneurs, and businesses in accessing various industrial services and approvals through a simplified, transparent, and time-bound process.

**Purpose:** This document serves as a step-by-step guideline for industrial users and departmental officers navigating the permission for engaging contractor for labour process within the Department of Commerce and Industries, Chhattisgarh, through the Single Window Portal.

## 2. How to Get Started

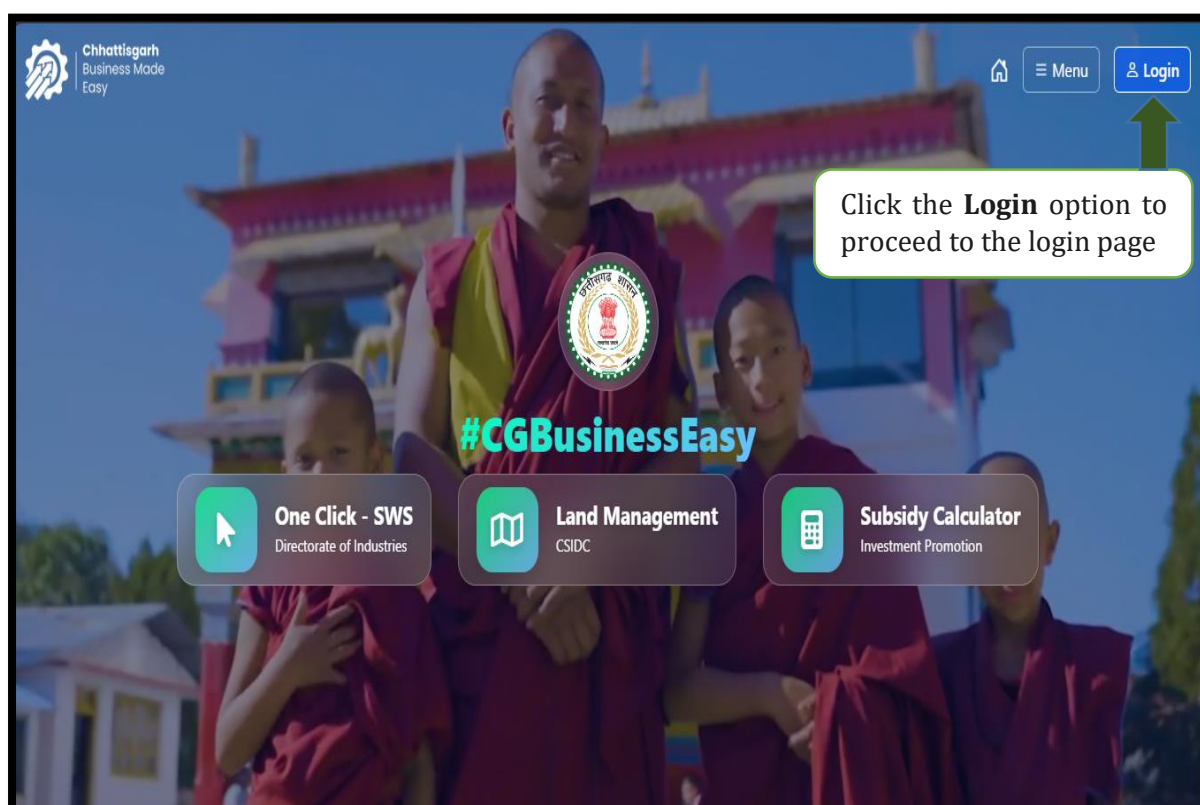
---

Enter the application URL (<https://invest.cg.gov.in>) in the browser and the page navigates to the Home page of the SWS application.

## 3. How to Login

---

The user to login with the credentials into the application in the home and login page as a **Figure 3.1 & 3.2**.



*Figure 3.1: Homepage Screen*



Department of  
Commerce & Industries  
Government of Chhattisgarh

- The Department of Commerce and Industries, Government of Chhattisgarh is a pivotal body responsible for the promotion and development of trade, commerce, and industrial growth within the state of Chhattisgarh, India.
- Established with the aim of enhancing the economic landscape of the state, the department focuses on creating a conducive environment for businesses and industries to thrive, thereby contributing to the overall prosperity and employment generation for the people of Chhattisgarh.

**Login**

User Name

Captcha  uh9Ur1

**Next**

[Forgot User Name?](#) [Register](#) [Back to Home](#)

For technical support please contact us at  
[invest-support@cg.gov.in](mailto:invest-support@cg.gov.in)

**Figure 3.2: Login Screen (A)**

The Login page (as shown in **Fig. 3.3**) offers two login methods: **Login with Password** or **Login with OTP**. Choose your preferred option, then enter either your password or the OTP number to proceed.

Department of  
Commerce & Industries  
Government of Chhattisgarh

- The Department of Commerce and Industries, Government of Chhattisgarh is a pivotal body responsible for the promotion and development of trade, commerce, and industrial growth within the state of Chhattisgarh, India.
- Established with the aim of enhancing the economic landscape of the state, the department focuses on creating a conducive environment for businesses and industries to thrive, thereby contributing to the overall prosperity and employment generation for the people of Chhattisgarh.

**Login**

**Login with Password**

OR

**Login with OTP**

[Back to Login](#) [Forgot Password?](#)

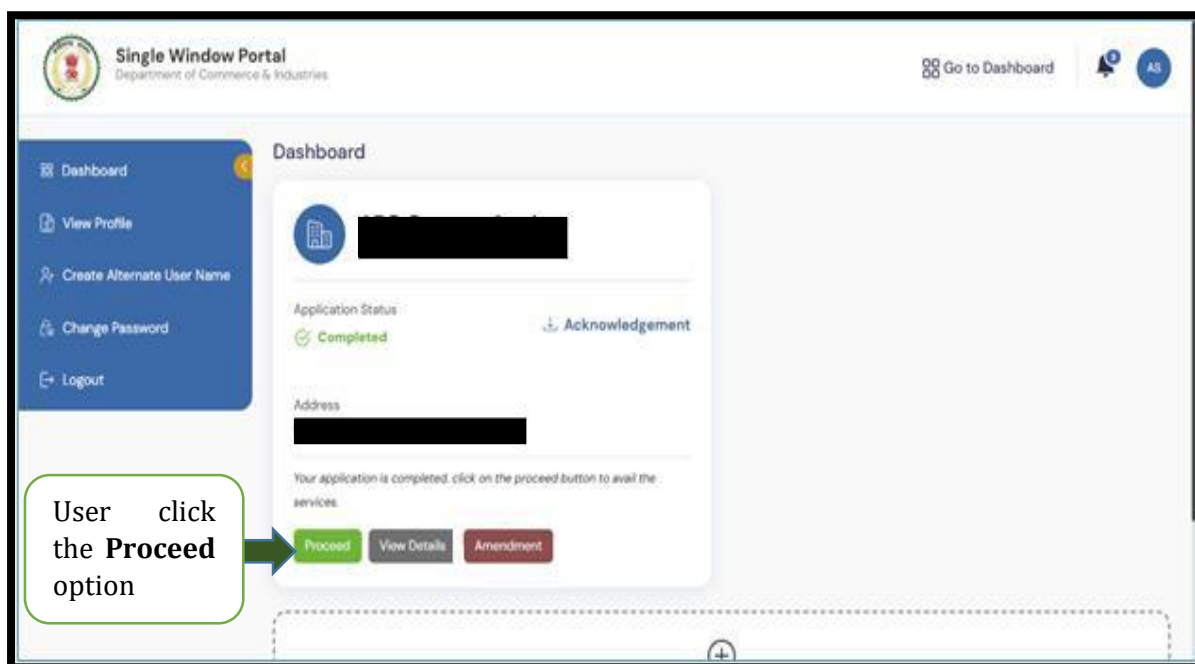
For technical support please contact us at  
[invest-support@cg.gov.in](mailto:invest-support@cg.gov.in)

**Figure 3.3: Login Screen (B)**

## 4. Dashboard

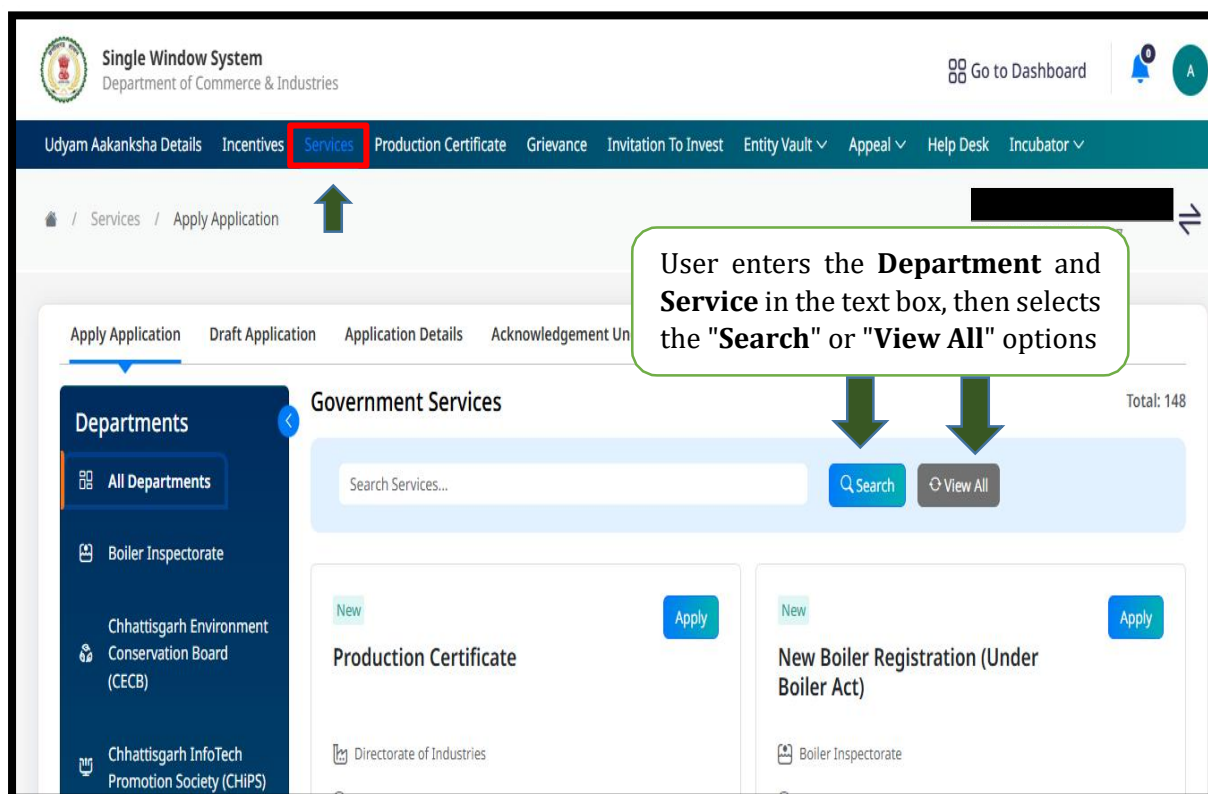
After a successful login, the page navigates to the Investor Dashboard (refer to **Fig. 4.1**), which includes step-by-step instructions for applying services.





**Figure 4.1: Dashboard Screen**

In the services page, refer to **Fig. 4.2** and the Department or Services options in the Services section.



**Figure 4.2: Services Screen**

After clicking the search or view all options, all Labour services are displayed, as shown in **Figure 4.3**.



The screenshot displays the 'Labour Services' section of the Single Window System. On the left, a sidebar lists departments including Boiler Inspectorate, Chhattisgarh Environment Conservation Board (CECB), Chhattisgarh InfoTech Promotion Society (CHIPS), Chhattisgarh State Power Distribution Company Limited (CSPDCL), Chief Electrical Inspectorate, CSIDC, Directorate of Industries, Drug Controller, Excise Department, Forest Department, Home (Fire), Labour, Legal Metrology, Mining, RERA, Revenue (Land Records), Startup, Tourism, Town and Country Planning, Urban, and Water Resources Department. The main area features a search bar and a grid of 19 service cards. Each card includes a 'New' tag, a title, a category (Labour), and an 'Apply' button. A callout box points to the 'Apply' button of the first card, 'Factory building plan approval' (under the Factories Act, 1948), with the text: 'User applies for services that they want to avail'.

Figure 4.3: Labour Services Screen



After clicking the apply option, page redirect to Labour Department page then user fill the required details in the application, as shown in **Figure 4.4**.



**Figure 4.4: Labour Department**

