



Chhattisgarh Unified Industrial Portal Government of Chhattisgarh

User Manual

For

CHiPS

**(Chhattisgarh Infotech Promotion
Society)**

Table of Contents

1. Overview	1
2. How to Get Started	1
3. How to login	1
4. Dashboard	3
5. Apply for Services	3
5.1. Select CHiPS Department	4

1. Overview

As part of Chhattisgarh’s overarching promise of “Business Made Easy,” OneClick is the state’s new single-window portal that brings speed, simplicity, and transparency to the business environment. From approvals and clearances to bill payments, land allotment, and compliance — everything an entrepreneur or investor needs is now just one click away.

Purpose: This document gives easy, step-by-step instructions for industrial users to apply for the services of CHiPS department through the Department of Commerce and Industries using the Single Window Portal. It helps authorized users understand how to use the right links and sections.

2. How to Get Started

Enter the application URL (<https://invest.cg.gov.in>) in the browser and the page navigates to the Home page of the SWS application.

3. How to login

The user to login with the credentials into the application in the home and login page as a Figure 3.1 & 3.2.




Figure 3.1: Homepage Screen





Figure 3.2: Login Screen (A)

The Login page (as shown in Fig. 3.3) offers two login methods: Login with Password or Login with OTP. Choose your preferred option, then enter either your password or the OTP number to proceed.



Figure 3.3: Login Screen (B)



4. Dashboard

After a successful login, the page navigates to the Investor Dashboard (refer to Fig. 4.1), which displays all your units and includes an option to add new unit details at the end.

Now, click on the Proceed option to apply for services.

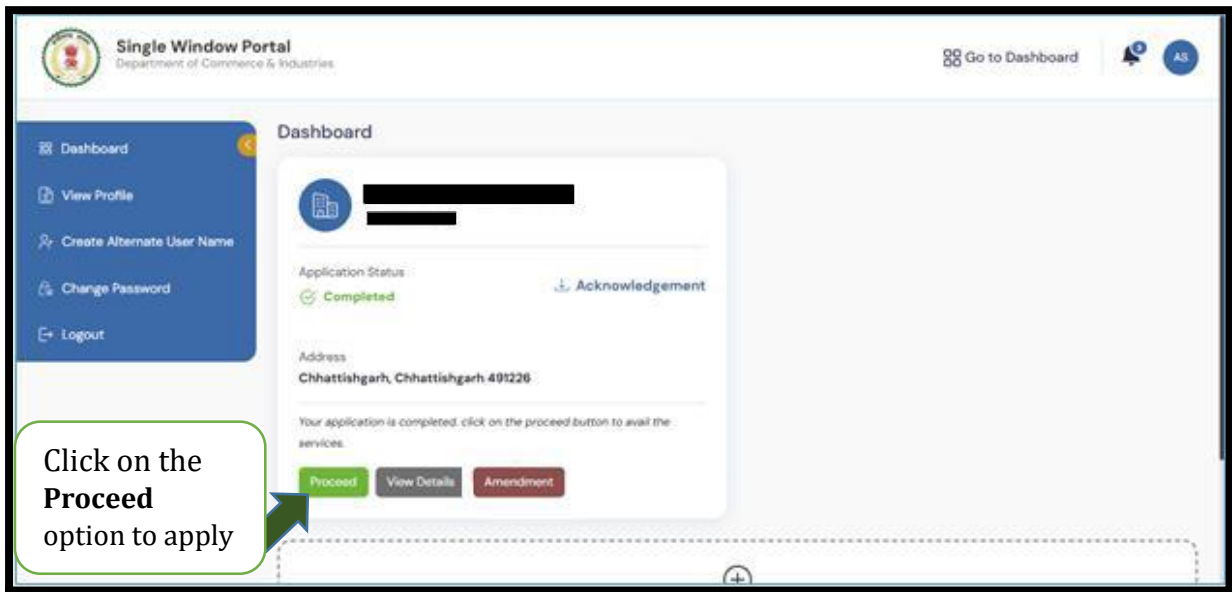


Figure 4.1: Dashboard

5. Apply for Services

Now, click on the Services menu at the top of the page (see Fig. 5.1). You will see a list of all available services.

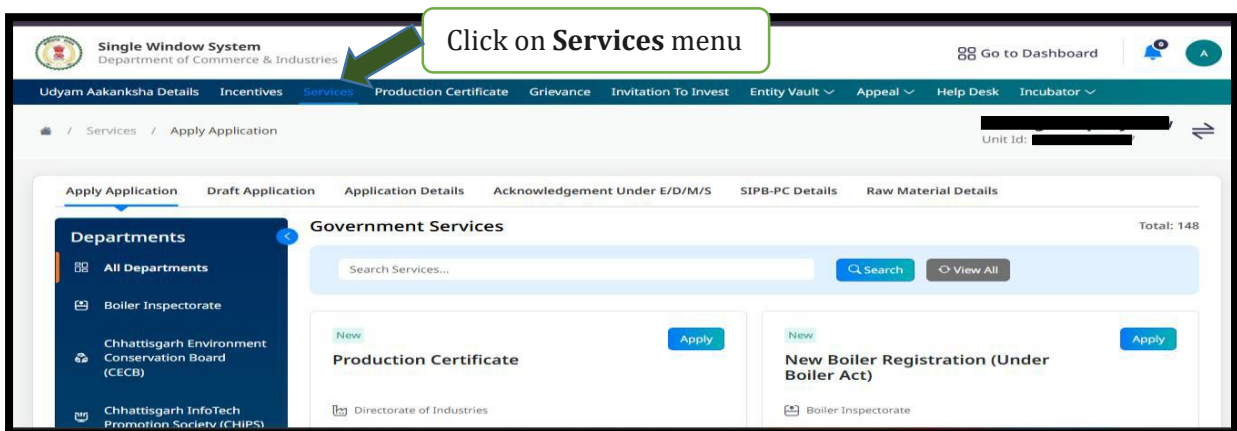


Figure 5.1: Services Page



5.1. Select CHiPS Department

From the left sidebar, select the **CHiPS department**. The user will then see the complete list of CHiPS services. Click on 'Apply' for the service you wish to avail (see Fig. 5.2)

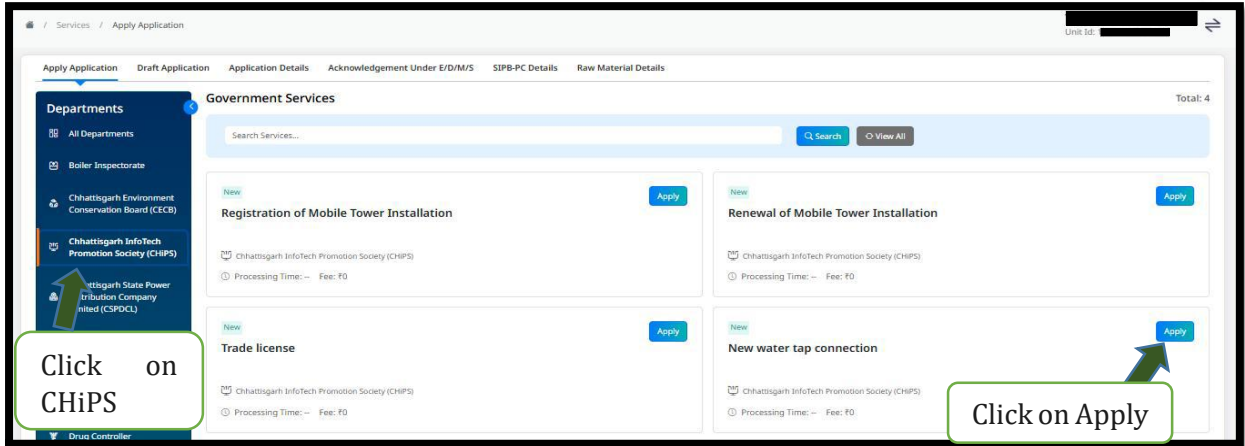


Figure 5.2: CHiPS services section

You will now be redirected to the official website of the **Chhattisgarh Infotech Promotion Society (CHiPS)**, where you can apply for the selected services.

